



## NON-CONSOLIDATED

- Non-Consolidated Annual Financial Statements
- Management Report

# ANNUAL REPORT 2025



**SHIPYARD**

**VIKTOR LENAC**

*Member of Palumbo Group*

April 2026

**NON-CONSOLIDATED  
ANNUAL FINANCIAL  
STATEMENTS**

**2025**

---

April 2026



## CONTENTS

STATEMENT OF MANAGEMENT'S RESPONSIBILITY FOR FINANCIAL STATEMENTS	4
INDEPENDENT AUDITOR'S REPORT	5
<b>NON-CONSOLIDATED FINANCIAL STATEMENTS</b>	
Non-Consolidated Comprehensive Income Statement	12
Non-Consolidated Statement of Financial Position	13
Non-Consolidated Cash Flow Statement	14
Non-Consolidated Statement of Changes in Equity	15
Notes to Non-Consolidated Financial Statements	16
<b>MANAGEMENT REPORT</b>	<b>48</b>



### STATEMENT OF MANAGEMENT'S RESPONSIBILITY FOR FINANCIAL STATEMENTS

We acknowledge our responsibility for the preparation and presentation of the non-consolidated financial statements for the year 2025 in accordance with the International Financial Reporting Standards applied in the European Union and the Croatian Accounting Act to give a true and fair view of financial performance and business results of the Company for the year.

Based on the research conducted, Management reasonably assumes that the Company has got adequate funds to continue with its operations for the foreseeable future. We have, therefore, made the financial statements under the assumption that the Company shall continue to operate indefinitely.

In the preparation of financial statements, Management acknowledges their responsibility for:

- the implementation and consistent application of the appropriate accounting policies;
- giving reasonable and conservative estimates and judgements;
- the fair presentation of the financial statements in accordance with applicable financial reporting standards, disclosure and interpretation of any significant deviation in the financial statements;
- producing the financial statements under the assumption of the continuity of business for an indefinite period, unless it is inappropriate to assume that the Company shall continue running its business activities.

We acknowledge our responsibility for keeping proper and accurate accounting records, which shall at any time reflect the financial performance and business results of the Company with acceptable accuracy and precision as well as their compliance with the International Financial Reporting Standards and Accounting Act in force in the Republic of Croatia.

We, also, acknowledge our responsibility for taking care of the Company's assets and for undertaking reasonable measures for preventing and revealing embezzlements and other irregularities.

The non-consolidated financial statements have been approved by the Management Board on 28 April 2026.

Luka Hrboka

President of the Management Board



Francesco Ciaramella

Member of the Management Board



# IRISNOVA

REVIZIJA, POSLOVNO SAVJETOVANJE,  
FINANCIJSKE ANALIZE I USLUGE

## INDEPENDENT AUDITOR'S REPORT

To the shareholders of the joint stock company Brodogradilište Viktor Lenac, Rijeka

Reporting on Audited Annual Financial Statements

### Opinion

We have audited the Non-consolidated Annual Financial Statements of the joint stock company BRODOGRADILIŠTE VIKTOR LENAC, Rijeka, headquartered at Martinšćica 8, Kostrena, Croatia ("the Company"), which comprise the Non-Consolidated Comprehensive Income Statement for the year ended 31 December 2025, Non-Consolidated Statement of Financial Position as at 31 December 2025, Non-Consolidated Cash Flow Statement, Non-Consolidated Statement of Changes in Equity for the year then ended and Notes to the Non-Consolidated Financial Statements, including a summary of accounting policies significant to the Company's annual financial statements ("the annual financial statements").

In our opinion, the accompanying annual financial statements present fairly, in all material respects, the financial position of the Company as at 31 December 2025, its financial performance and its cash flows for the year then ended in accordance with the International Financial Reporting Standards (IFRSs) adopted and implemented by the European Union.

### Basis for Opinion

We have conducted our audit in accordance with the International Standards on Auditing (ISAs). Our responsibilities under those standards are further described in the section entitled *Auditor's Responsibilities for the Audit of the Annual Financial Statements*.

We are independent of the Company in accordance with the Code of Ethics for Professional Accountants ("IESBA Code") including the International Independence Standards issued by the International Ethics Standards Board for Accountants (IESBA), as applicable to audits of financial statements of public interest entities, together with the ethical requirements that are relevant to our audit of the annual financial statements of public interest entities in the Republic of Croatia, and we have fulfilled our other ethical responsibilities in accordance with the requirements of the IESBA Code.

We believe that the audit evidence we have obtained is sufficient and appropriate to provide a basis for our opinion.

### Emphasis of Matter

/i/ We draw attention to Note 32. Events after the balance sheet date, which reads as follows: "At the end of March 2026, the President of the Management Board, Sandra Uzelac, resigned, and was replaced in this position by the former member of the Management Board, Luka Hrboka. At the end of March 2026, the Company determined irregularities committed after the balance sheet date, due to which a criminal complaint was filed with the competent authorities against an unknown person for the damage caused. Although an insurance policy is in place, the actual applicability of the coverage and the extent of any potential recovery are currently under assessment. Given that the event relates to circumstances that occurred after 31 December 2025, the effects will be reported in the financial statements for 2026. For the purpose of compensation, in the above case, the Company has engaged legal advisors and insurance experts, and the Management Board estimates that the damage caused will not jeopardize the stability of the business or the fulfillment of obligations to creditors. All significant events are regularly announced by the Company to the public via the Zagreb Stock Exchange."

Our opinion is not modified in respect of this matter.

## INDEPENDENT AUDITOR'S REPORT (continued)

### Reporting on Audited Annual Financial Statements (continued)

/ii/ We draw attention to Notes 15. Tangible and intangible assets and 29. Risk management – Market and operational risks, which disclose information on the investment in the renovation of Dock 11.

Our opinion is not modified in respect of this matter.

### Other issues

In the Quarterly Interim Report of VIKTOR LENAC SHIPYARD for the period January 1 to March 31, 2026 dated 28 April 2026, which is submitted to the Zagreb Stock Exchange, the Company announced the results of operations for the first quarter of 2026, which included the following: "At the end of March 2026, Viktor Lenac identified irregularities, which led to the filing of a criminal complaint with the competent authorities against an unknown person for the damage caused. Although an insurance policy is in place, the actual applicability of the coverage and the extent of any potential recovery are currently under assessment. Therefore, out of the principle of caution, Viktor Lenac charged the damage caused to operating expenses, which is why it reported a total loss of EUR 7.4 million at the end of March."

Our opinion is not modified in respect of this matter.

### Key Audit Matters

Key audit matters are those matters that, in our professional judgment, were of most significance in our audit of the annual financial statements of the current period.

These matters were addressed in the context of our audit of the annual financial statements as a whole, and in forming our opinion thereon, and we do not provide a separate opinion on these matters.

#### Revenue from sales

*For accounting policies, see Note 2.3.a and 31 to the financial statements. For additional information related to key audit matter, see Note 4 to the financial statements.*

Key Audit Matter	How our audit addressed the key audit matter
In accordance with the requirements of International Standards on Auditing, special attention is paid to correct presentation of revenue, as in the audit of revenue, there is a risk of material misstatement of revenue. We, therefore, addressed the accuracy and comprehensiveness of revenues generated from the Company's business activities as a key audit matter.	<p>Audit procedures for obtaining appropriate audit evidence involved examining the structure and effectiveness of automatic and manual internal controls implemented at the Company, as well as testing details to ascertain the accuracy of revenue accounting and revenue transactions.</p> <p>The main automated internal control implemented by the Company to ensure the accuracy of revenue accounting is linking work order to journal entry.</p> <p>Testing internal controls</p> <p>We have tested the structure and effectiveness of the main internal controls over the sales and shiprepair processes. The tests performed on the audit sample included:</p> <ul style="list-style-type: none"><li>- Testing for existence: Testing work orders for existence and comparing them with quotations, contracts and outgoing invoices;</li><li>- Testing for completeness: Testing incoming and outgoing invoices relating to a particular work order for existence;</li><li>- Evaluation test: Comparing prices and sales terms and conditions stated in outgoing invoices with accepted quotations;</li><li>- Testing accruals: Determining the degree of completion and testing whether revenue was recognized in the correct period.</li></ul> <p>In addition to the above, we have also tested whether the production accounts were locked, approved and transferred to financial accounting, recorded and controlled in the Accounting and Finance Department.</p> <p>Based on the results of internal control tests, we have determined the scope and type of tests to verify the accuracy of revenue accounting, and we have also tested some details from internal documents by linking them to accrued sales revenue and related payment transactions.</p> <p>When conducting our tests, we did not identify any significant deviations or deficiencies in internal controls.</p>

## **INDEPENDENT AUDITOR'S REPORT (continued)**

### **Reporting on Audited Annual Financial Statements (continued)**

#### **Other Information**

Management is responsible for other information. Other information includes information included in the Management Report but does not include the annual financial statements and our auditor's report thereon. Our opinion on the annual financial statements does not include other information.

In connection with our audit of the annual financial statements, it is our responsibility to read the other information and, in doing so, consider whether the other information is materially inconsistent with the annual financial statements or our audit knowledge or otherwise appears to be materially misstated.

Regarding the Management Report and the Statement of Compliance with the Corporate Governance Code, we also performed the procedures prescribed by the Accounting Act. These procedures include checking whether the Management Report has been drawn up in accordance with Article 24 of the Accounting Act and whether the Statement of Compliance with the Corporate Governance Code was drawn up in accordance with Article 25 of the Accounting Act.

Based on the performed procedures, to the extent that we are able to assess it, we report that:

1. Information in the attached Management Report and Statement of Compliance with the Corporate Governance Code is aligned, in all significant respects, with the attached annual financial statements;
2. Management Report has been drawn up in accordance with Article 24 of the Accounting Act;
3. Statement of Compliance with the Corporate Governance Code includes the information defined in Article 25 of the Accounting Act.

Based on the knowledge and understanding of the Company's operations and its environment acquired within the audit of the annual financial statements, we are obliged to report if we have established that there are significant misrepresentations in Other information. In this respect, we have nothing to report.

#### **Responsibilities of Management and Those Charged with Governance for the Annual Financial Statements**

Management is responsible for the preparation and fair presentation of the annual financial statements in accordance with IFRSs and for such internal control as Management determines is necessary to enable the preparation of annual financial statements that are free from material misstatement, whether due to fraud or error.

In preparing the annual financial statements, Management is responsible for assessing the Company's ability to continue as a going concern, disclosing, as applicable, matters related to going concern and using the going concern basis of accounting unless Management either intends to liquidate the Company or to cease operations, or has no realistic alternative but to do so.

Those charged with governance are responsible for overseeing the Company's financial reporting process.

#### **Auditor's Responsibilities for the Audit of Annual Financial Statements**

Our objectives are to obtain reasonable assurance about whether the annual financial statements as a whole are free from material misstatement, whether due to fraud or error, and to issue an auditor's report that includes our opinion. Reasonable assurance is a high level of assurance but is not a guarantee that an audit conducted in accordance with ISAs will always detect a material misstatement when it exists. Misstatements can arise from fraud or error and are considered material if, individually or in the aggregate, they could reasonably be expected to influence the economic decisions of users taken on the basis of the annual financial statements.

## INDEPENDENT AUDITOR'S REPORT (continued)

### Reporting on Audited Annual Financial Statements (continued)

#### Auditor's Responsibilities for the Audit of Annual Financial Statements (continued)

As part of an audit in accordance with ISAs, we exercise professional judgment and maintain professional skepticism throughout the audit, particularly regarding the following objectives:

- We identify and assess the risks of material misstatement of the annual financial statements, whether due to fraud or error, we design and perform audit procedures responsive to those risks, and obtain audit evidence that is sufficient and appropriate to provide a basis for our opinion. The risk of not detecting a material misstatement resulting from fraud is higher than for one resulting from error, as fraud may involve collusion, forgery, intentional omissions, misrepresentations, or the override of internal control.
- We obtain an understanding of internal control relevant to the audit in order to design audit procedures that are appropriate in the circumstances, but not for the purpose of expressing an opinion on the effectiveness of the Company's internal control.
- We evaluate the appropriateness of accounting policies used and the reasonableness of accounting estimates and related disclosures made by Management.
- We conclude on the appropriateness of Management's use of the going concern basis of accounting and, based on the audit evidence obtained, whether a material uncertainty exists related to events or conditions that may cast significant doubt on the Company's ability to continue as a going concern. If we conclude that a material uncertainty exists, we are required to draw attention in our auditor's report to the related disclosures in the annual financial statements or, if such disclosures are inadequate, to modify our opinion. Our conclusions are based on the audit evidence obtained up to the date of our auditor's report. However, future events or conditions may cause the Company to cease to continue as a going concern.
- We evaluate the overall presentation, structure, and contents of the annual financial statements, including the disclosures, and whether the annual financial statements represent the underlying transactions and events in a manner that achieves fair presentation.
- We plan and perform the Group audit to obtain sufficient appropriate audit evidence regarding the financial information of the entities or business units within the Group as a basis for forming an opinion on the consolidated financial statements. We are responsible for directing, supervising and reviewing the audit work performed for the Group audit. We are solely responsible for our audit opinion.

We communicate with those charged with governance regarding, among other matters, the planned scope and timing of the audit and significant audit findings, including any significant deficiencies in internal control that we identify during our audit.

We also provide those charged with governance with a statement that we have complied with relevant ethical requirements regarding independence and communicate with them all relationships and other matters that may reasonably be thought to bear on our independence, and where applicable, related safeguards.

From the matters communicated with those charged with governance, we determine those matters that were of most significance in the audit of the annual financial statements of the current period and are therefore considered the key audit matters. We describe these matters in our auditor's report unless law or regulation precludes public disclosure about the matter or when, in extremely rare circumstances, we determine that a matter should not be communicated in our report because the adverse consequences of doing so would reasonably be expected to outweigh the public interest benefits of such communication.

## INDEPENDENT AUDITOR'S REPORT (continued)

### Reporting on Other Regulatory Requirements

In accordance with Article 10(2) of Regulation (EU) No. 537/2014 of the European Parliament and of the Council, we provide the following information in our Independent Auditor's Report as required by the ISAs:

1. Based on the proposal of the Supervisory Board, we were appointed at the Company's General Assembly meeting held on 26 June 2025 to perform audit of the annual financial statements for 2025.
2. This audit engagement has been uninterrupted for a total of 6 years and covers the period from January 1, 2020 to December 31, 2025.
3. In the audit of the Company's annual financial statements for 2025, we have determined the materiality for the annual financial statements as a whole in the amount of EUR 1.5 million, which represents approximately 1.8% of the three-year average of the Company's revenues considering it a stable business indicator and frequently used measure of the Company's business performance by shareholders.
4. Our audit opinion on the accompanying annual financial statements is consistent with the additional report issued to the Company's Audit Committee in accordance with the Article 11 of Regulation (EU) No. 537/2014.
5. During the period between the initial date of the audited annual financial statements of the Company for 2025 and the date of this report, we did not provide prohibited non-audit services to the Company and did not provide services for designing and implementing internal controls or risk management procedures related to preparation and/or control of financial information or design and implementation of technological systems for financial information, and we have maintained our independence from the Company in performing the audit.

### Reporting based on the requirements of Delegated Regulation (EU) 2018/815 supplementing Directive 2004 / 109 / EC of the European Parliament and of the Council with regard to regulatory technical standards on the specification of a single electronic reporting format

Auditor's assurance statement on the compliance of Annual Financial Statements (hereinafter referred to as the financial statements), prepared pursuant to Article 462, paragraph 5 of the Capital Market Act (Official Gazette, nos. 65/18, 17/20, 83/21, 151/22 and 85/24) applying the requirements of Delegated Regulation (EU) 2018/815 establishing a single electronic reporting format for issuers (hereinafter referred to as the ESEF Regulation).

We have engaged in a reasonable assurance as to whether the annual financial statements prepared for public disclosure pursuant to Article 462 (5) of the Capital Market Act, contained in the attached electronic file [74780060BA4DPK8V1P23-2025-12-31-1-hr], have been prepared in all material respects in accordance with requirements of the ESEF Regulation.

### Responsibilities of Management and Those Charged with Governance

The Company's Management is responsible for the preparation and contents of the annual financial statements in accordance with the ESEF Regulation.

In addition, the Company's Management is responsible for maintaining an internal control system that reasonably ensures the preparation of annual financial statements without material non-compliance with the reporting requirements of the ESEF Regulation, whether due to fraud or error.

The Company's Management is also responsible for:

- Publishing to the public of the annual financial statements contained in the Management report in a valid XHTML format as part of the financial reporting process;
- Selecting and using XBRL codes in accordance with the requirements of the ESEF Regulation.

Those charged with governance are responsible for supervising the preparation of annual financial statements in ESEF format as part of the financial reporting process.

## INDEPENDENT AUDITOR'S REPORT (continued)

Reporting based on the requirements of Delegated Regulation (EU) 2018/815 supplementing Directive 2004 / 109 / EC of the European Parliament and of the Council with regard to regulatory technical standards on the specification of a single electronic reporting format (continued)

### Auditor's Responsibilities

It is our responsibility to express a conclusion, based on the audit evidence gathered, as to whether the annual financial statements are free from material non-compliance with the requirements of the ESEF Regulation. We conducted this reasonable assurance engagement in accordance with International Standard on Assurance Engagements (ISAE) 3000 (Revised) - Assurance engagements other than audits or reviews of historical financial information.

### Procedures performed

The nature, timing and extent of the procedures selected depend on the auditor's judgment. Reasonable assurance is a high degree of assurance, however it does not guarantee that the scope of testing will reveal any significant (material) non-compliance with the ESEF Regulation.

As part of the selected procedures, we performed the following activities:

- We have read the requirements of the ESEF Regulation;
- We have gained an understanding of the Company's internal controls relevant to the application of the requirements of the ESEF Regulation;
- We have identified and assessed the risks of material non-compliance with the ESEF Regulation due to fraud or errors; and
- Based on that, devised and designed procedures to respond to the assessed risks and to obtain reasonable assurance for the purpose of expressing our conclusion.

The aim of our procedures was to assess whether:

- the annual financial statements, which are included in the Management report, were prepared in a valid XHTML format;
- the information contained in the annual financial statements required by the ESEF Regulation were labelled and all labels met the following requirements:
  - the XBRL markup language was used;
  - the basic taxonomy elements listed in the ESEF Regulation with the closest accounting significance was used unless an additional taxonomy element was created in accordance with Annex IV. ESEF Regulations;
  - the labels comply with the common labeling rules under the ESEF Regulation.

We believe that the audit evidence we have obtained is sufficient and appropriate to provide a basis for our audit opinion.

INDEPENDENT AUDITOR'S REPORT (continued)

Reporting based on the requirements of Delegated Regulation (EU) 2018/815 supplementing Directive 2004 / 109 / EC of the European Parliament and of the Council with regard to regulatory technical standards on the specification of a single electronic reporting format (continued)

Conclusion

In our opinion, based on the conducted audit procedures and obtained evidence, the annual financial statements presented in ESEF format, contained in the above attached electronic file and pursuant to Article 462 paragraph 5 of the Capital Market Act prepared for public disclosure, in all material respects are in accordance with the requirements of Articles 3, 4 and 6 of the ESEF Regulation for the year ended 31 December 2025.

In addition to this conclusion, as well as the opinion contained in this Independent Auditor's Report on the accompanying Annual Financial Statements and the Management Report for the year ended 31 December 2025, we do not express any opinion on the information contained in these representations or other information contained in the above file.

Zdravko Ružić was the engagement partner in the audit with this independent auditor's report as its final product.

For and on behalf of IRIS NOVA d.o.o.

Management  
  
Zdravko Ružić

Authorized auditor  
  
Zdravko Ružić

  
**IRIS NOVA**  
Iris Nova d.o.o.  
F. la Guardia 13/III, 51000 Rijeka

In Rijeka, 28 April 2026

IRIS NOVA, revizija, poslovno savjetovanje, financijske analize i usluge, d.o.o.

Rijeka, Fiorello la Guardia 13/III

Croatia

## NON-CONSOLIDATED COMPREHENSIVE INCOME STATEMENT AS AT 31 DECEMBER 2025

		EUR	
	Note	2024	2025
<b>OPERATING REVENUES</b>		<b>88.846.033</b>	<b>99.415.925</b>
Sales revenue	4	67.375.740	94.591.188
Other operating revenues	5	21.470.293	4.824.737
<b>OPERATING EXPENSES</b>		<b>82.794.388</b>	<b>93.730.017</b>
Material expenses	6	63.813.783	73.505.072
Employee expenses	7	10.393.180	10.541.630
Depreciation	8	6.779.328	7.973.385
Value adjustments	9	52.654	47.909
Provisions	10	366.076	401.975
Other expenses	11	1.158.548	1.236.617
Other operating expenses	11	230.819	23.429
<b>EBIT</b>		<b>6.051.645</b>	<b>5.685.908</b>
<b>NET FINANCIAL (EXPENSES) / INCOME</b>		<b>574.374</b>	<b>(990.847)</b>
Financial income	12	599.819	91.618
Financial expenses	12	25.445	1.082.465
<b>PROFIT/(LOSS) FROM OPERATING REVENUES BEFORE TAX</b>		<b>6.626.019</b>	<b>4.695.061</b>
<b>PROFIT TAX</b>	13	<b>1.210.946</b>	<b>873.641</b>
<b>PROFIT / (LOSS) FOR THE YEAR</b>	13,14	<b>5.415.073</b>	<b>3.821.420</b>
Earnings per share		0,34	0,24
<b>NET PROFIT / (LOSS) FOR THE YEAR</b>		<b>5.415.073</b>	<b>3.821.420</b>
Profit/ (loss) after revaluation of financial assets held for sale		1.934	4.687
Deferred tax assets		(347)	(844)
<b>COMPREHENSIVE INCOME / (LOSS) FOR THE YEAR</b>		<b>5.416.660</b>	<b>3.825.263</b>

## NON-CONSOLIDATED STATEMENT OF FINANCIAL POSITION AS AT 31 DECEMBER 2025

		EUR	
	Note	2024	2025
<b>ASSETS</b>			
<b>Fixed assets</b>		<b>47.230.972</b>	<b>43.613.678</b>
Intangible Assets	15	497.657	562.902
Property, plant and equipment	15	46.418.351	42.731.247
Investment in real-estate	15	266.406	266.406
Investments in subsidiary	16	1.991	1.991
Financial assets measured at fair value through other comprehensive income – investment securities	17	19.493	24.180
Financial assets measured at amortized cost - deposits	18	13.000	13.000
Deferred tax assets		14.074	13.952
<b>Short-term assets</b>		<b>30.471.934</b>	<b>39.400.710</b>
Inventories	19	4.697.906	3.890.306
Trade and other receivables	20	14.778.100	25.858.486
Financial assets measured at amortized cost - loans	21	0	411.390
Money in bank and cash in register	22	10.995.928	9.651.918
<b>Total Assets</b>		<b>77.702.906</b>	<b>83.014.388</b>
<b>EQUITY AND LIABILITIES</b>			
<b>Equity and reserves</b>	23	<b>55.294.410</b>	<b>59.119.673</b>
Share capital	23	22.315.014	22.315.014
Reserves		27.564.323	32.983.239
Net profit/loss for the year	23	5.415.073	3.821.420
<b>Long-term liabilities</b>		<b>2.397.089</b>	<b>2.293.234</b>
Debentures with interest charge	24	150.151	34.421
Provisions	27	1.690.691	1.701.722
Deferred tax liability		2.620	3.464
Other long-term liabilities	28	553.627	553.627
<b>Short-term liabilities</b>		<b>20.011.407</b>	<b>21.601.481</b>
Debentures with interest charge	24	666.751	115.334
Profit tax payable	13	288.270	0
Trade and other payables	25	18.690.310	21.110.336
Provisions	27	366.076	375.811
<b>Total Liabilities</b>		<b>22.408.496</b>	<b>23.894.715</b>
<b>Total Equity and Liabilities</b>		<b>77.702.906</b>	<b>83.014.388</b>

## NON-CONSOLIDATED CASH FLOW STATEMENT AS AT 31 DECEMBER 2025

	Note	2024	EUR 2025
<b>CASH FLOW FROM OPERATING ACTIVITIES</b>			
Profit before taxation	13,14	6.626.019	4.695.061
<b>Value adjustments in respect of:</b>			
Depreciation of property, plant and equipment		6.779.328	7.973.385
Gains and losses from sale and value adjustments in respect of tangible and intangible assets, net	5, 15	(7.053)	(24)
Gains and losses from sale, unrealized gains and value adjustments in respect of financial assets, net	9	50.000	8.353
Shortage, surplus and expense of material inventories, net	5, 11	3.640	0
Income from interests	12	(140.224)	(91.618)
Interest expenses	12	25.445	18.672
Provisions	5, 10	344.464	(381.209)
Exchanges rate difference - unrealized	12	400.316	(1.102.313)
Profit tax cost	13	(1.210.946)	(873.641)
Increase in accrued revenues and costs	20, 25	2.696.594	(601.609)
<b>Profit from operating activities before changes in working capital</b>		<b>15.567.583</b>	<b>9.645.057</b>
Decrease/(Increase)in inventories		991.882	807.599
Decrease/(Increase) in short-term receivables		(1.399.664)	(5.658.879)
Increase/(Decrease) in liabilities		1.721.406	116.436
Profit tax paid		(1.114.211)	(1.350.034)
Interest paid		(35.595)	(20.384)
<b>CASH FLOW FROM OPERATING ACTIVITIES</b>		<b>15.731.401</b>	<b>3.539.795</b>
<b>INVESTING ACTIVITIES</b>			
Acquisition of property, plant and equipment, and intangible assets	15	(17.886.353)	(4.359.878)
Inflow from sale of fixed assets	5	7.053	24
Investment into financial assets		0	0
Inflow from interests		818	893
Given loans		(100.000)	(411.390)
Inflows on loans		143.400	0
<b>CASH FLOW FROM INVESTING ACTIVITIES</b>		<b>(17.835.082)</b>	<b>(4.770.351)</b>
<b>FINANCIAL ACTIVITIES</b>			
Repayment of debentures with interest charge		(224.144)	(113.454)
<b>CASH FLOW FROM FINANCIAL ACTIVITIES</b>		<b>(224.144)</b>	<b>(113.454)</b>
<b>TOTAL (DECREASE) / INCREASE OF CASH FLOW ( I+II+III)</b>		<b>(2.327.825)</b>	<b>(1.344.010)</b>
CASH AND CASH EQUIVALENTS AS AT 1 JANUARY		13.323.753	10.995.928
<b>CASH AND CASH EQUIVALENTS AS AT 31 DECEMBER</b>	<b>22</b>	<b>10.995.928</b>	<b>9.651.918</b>



## NON-CONSOLIDATED STATEMENT ON CHANGES IN EQUITY AS AT 31 DECEMBER 2025

EUR

	Share capital	Legal reserves	Reserves for own shares	Own shares	Other reserves	Net profit / (loss) for the year	Total
Balance as at 1 January 2024	22.315.014	1.115.751	1.664.344	(1.069.185)	21.135.641	4.716.185	49.877.750
Profit for the year	0	0	0	0	0	5.415.073	5.415.073
Changes in reserves of the fair value of financial assets held for sale	0	0	0	0	1.587	0	1.587
<b>Total comprehensive income/loss for 2024</b>	<b>0</b>	<b>0</b>	<b>0</b>	<b>0</b>	<b>1.587</b>	<b>5.415.073</b>	<b>5.416.660</b>
Redirected into reserves per 2023 profit allocation	0	0	0	0	4.716.185	(4.716.185)	0
Balance as at 31 December 2024	22.315.014	1.115.751	1.664.344	(1.069.185)	25.853.413	5.415.073	55.294.410
Profit for the year	0	0	0	0	0	3.821.420	3.821.420
Changes in reserves of the fair value of financial assets held for sale	0	0	0	0	3.843	0	3.843
<b>Total comprehensive income/loss for 2025</b>	<b>0</b>	<b>0</b>	<b>0</b>	<b>0</b>	<b>3.843</b>	<b>3.821.420</b>	<b>3.825.263</b>
Redirected into reserves per 2024 profit allocation	0	0	0	0	5.415.073	(5.415.073)	0
Balance as at 31 December 2025	22.315.014	1.115.751	1.664.344	(1.069.185)	31.272.329	3.821.420	59.119.673

## NOTES TO NON-CONSOLIDATED FINANCIAL STATEMENTS

### 1. GENERAL INFORMATION

The joint-stock company "Brodogradilište Viktor Lenac" Rijeka, headquartered at Martinšćica 8, Kostrena, Croatia (hereinafter referred to as the „Company“) has been registered under the Company's Registration Number 040000358 in the register of the Commercial Court of Rijeka.

The share capital of the Company amounts to EUR 22,315,014 and is divided in 16.813.247 registered ordinary shares in non-materialized form without nominal value, of which 825.187 own shares on the balance sheet date.

According to the Notice on classification of legal entities by National classification of economic activities of the Central Bureau of Statistics in Zagreb, the Company has been classified under the subclass number 30.11.0 – construction of civilian ships and floating vessels, having its registration number 03333710 and TAX ID. number 27531244647.

The Company's main activity is ship repair, maintenance and conversion and other services carried out onboard ships and crafts. The Company has been registered for other activities such as steel constructions, shipbuilding organization, trade, engineering and other services.

The Company's shares are listed on the regularly operating market of Zagreb stock exchange. The Company's LEI code is 74780060BA4DPK8V1P23, the home member state is the Republic of Croatia, the ISIN code is HRVLENRB0001 whereas the security code is VLEN.

On 31 December 2025, the Company employed 283 employees (2024: 301 employees).

The Supervisory Board of the Company during 2025 consisted of: Antonio Palumbo, Antonietta Capodanno and Robert Rogić as Workers' representative. The function of the President of the Supervisory Board is held by Antonio Palumbo.

In 2025, the Company's Audit Committee was composed of Francesco Ciaramella (until July 1, 2025), Annachiara Palumbo (from September 30, 2025), Antonio Palumbo and Antonietta Capodanno. The Company also has a Nomination Committee and a Remuneration Committee, consisting of: Antonio Palumbo, Francesco Ciaramella (until July 1, 2025), Annachiara Palumbo (from September 30, 2025) and Antonietta Capodanno.

The Management Board of the Company as of December 31, 2025 consisted of three members: President of the Management Board Sandra Uzelac and Member of the Management Board Luka Hrboka (who were appointed for a three-year period starting from March 1, 2024), and the third member of the Management Board Francesco Ciaramella who was appointed on July 1, 2025. After Sandra Uzelac resigned as President of the Management Board in March 2026, the Management Board consists of two members: Luka Hrboka, President of the Management Board and Francesco Ciaramella, Member of the Management Board.

In accordance with the provisions of Article 5 of the Accounting Act, the Company publishes indicators for the classification of entrepreneurs for the current and previous year:

Description	2024	2025
	(Indicators for 2023)	(Indicators for 2024)
Total Assets (EUR)	70.855.109	77.702.906
Net Revenue (EUR) (sales revenue)	86.836.170	89.445.852
Average number of employees during the business year	321	302

An entrepreneur is classified depending on the indicators determined on the last day of the business year preceding the business year for which the annual financial statements are prepared.

Company had the following ownership structure as at 31 December 2025:

	Shareholder	Number of Shares	Percentage of Equity
1	INTERKAPITAL VRIJEDNOSNI PAPIRI D.O.O./ PALUMBO GROUP S.P.A. (1/1)	13,781,460	81.97
2	BRODOGRADILIŠTE VIKTOR LENAC D.D. (1/1)	825,187	4.91
3	JADROAGENT D.D. (1/1)	324,766	1.93
4	RAIFFEISENBANK AUSTRIA D.D./ CUSTODIAL AGGREGATION	74,560	0.44
5	ERSTE & STEIERMARKISCHE BANK D.D./ CUSTODIAL AGGREGATION	50,000	0.30
6	GRUBIŠIĆ ANTE (1/1)	50,000	0.30
7	PEČAR IVAN (1/1)	47,662	0.28
8	LIST GMBH AUSTRIA (1/1)	45,992	0.27
9	KOTOLENKO JOSIP (1/1)	40,000	0.24
10	Others	1,573,620	9.36
	<b>Total</b>	<b>16,813,247</b>	<b>100</b>

In accordance with the International Financial Reporting Standards and Croatian law, the Consolidated Financial Statements of the Company and its subsidiary shall be published as a separate document. The Management Board of the Company approved the Non-Consolidated Financial Statements for submission to the Supervisory Board on 28 April 2026.

The Company's financial statements are prepared in Croatian as the official language. The financial statements are also available to foreign stakeholders in English.

The accounting policies given below have been applied consistently for all periods presented in these financial statements.

## 2. BASIC ACCOUNTING POLICIES

Basic accounting policies applied in preparation of the financial statements are explained below. These accounting policies have been consistently applied for all periods included in these reports unless otherwise stated.

### 2.1. STATEMENT ON COMPLIANCE AND BASICS OF REPORTING

Financial Statements for 2025 have been prepared in accordance with the law frame of the financial reporting applicable in the Republic of Croatia and International Financial Reporting Standards applied in the European Union.

Non-Consolidated Financial Statements of the Company have been prepared using the basic accounting assumption of the occurrence of an event, according to which the effects of transactions are recognized when they occurred and are presented in the financial statements for the period to which they relate, applying the basic accounting assumption of business continuity.

Consolidated Financial Statements of the Shipyard Viktor Lenac d.d. and its subsidiary in which it has a controlling interest (the "Group") have been prepared in accordance with the International Financial Reporting Standards as adopted by the European Union ("IFRS") and were published on April 28, 2026. For a better understanding of the Group as a whole, users should read the Consolidated Financial Statements together with these Non-Consolidated Financial Statements.

Accounting policies applied in the preparation of the 2025 financial statements have not changed compared with the previous year. The financial statements have been prepared by principle of historical cost, except for certain financial instruments recorded as per fair value.

Items included in the Company's financial statements are expressed in the currency of the primary economic environment in which the Company operates (functional currency).

Company's financial statements are presented in Euros (EUR) as the Company's measuring or reporting currency.

According to IFRSs, all foreign currency receivables and liabilities as well as receivables and liabilities with foreign currency clause have been adjusted to the midpoint exchange rates of the Croatian National Bank at 31 December 2025 as follows:

1 USD =	EUR	0.8505571	(31 Dec 2024: 1 USD	= 0.95748755 EUR)
1 GBP =	EUR	1.1478421	(31 Dec 2024: 1 GBP	= 1.20554551 EUR)
1 NOK =	EUR	0.0845594	(31 Dec 2024: 1 NOK	= 0.08442024 EUR)
1 CHF =	EUR	1.0760788	(31 Dec 2024: 1 CHF	= 1.05988341 EUR)

## 2.2. STANDARDS AND INTERPRETATIONS THAT ARE IN FORCE IN THE CURRENT PERIOD

### Standards and interpretations that are in force in the current reporting period

Standards, amendments to effective standards and clarifications issued by the International Accounting Standards Board (IASB) and adopted by the European Union, effective in current reporting period are as follows:

- **Amendments to IAS 21 The Effects of Changes in Foreign Exchange Rates: Lack of Exchangeability**, issued on August 15, 2023 (effective date for annual periods beginning on or after January 1, 2025);

The adoption of these amendments to existing standards and interpretations did not lead to material changes in the Company's financial statements.

**New standards and amendments to effective standards issued by IASB, which have been approved in the EU but are not yet in force:**

- **Amendments to IFRS 9 and IFRS 7 – Classification and Measurement of Financial Instruments**, issued on 30 May 2024 (effective date for annual periods beginning on or after 1 January 2026).
- **Amendments to IFRS 9 and IFRS 7 – Contracts Referencing Nature-dependent Electricity**, issued on 18 December 2024 (effective date for annual periods beginning on or after 1 January 2026).
- **Annual Improvements to IFRS Accounting Standards – Edition 11**, issued on 18 July 2024 (effective date for annual periods beginning on or after 1 January 2026).

**New standards and amendments to effective standards issued by IASB, which have not yet been adopted by the EU:**

As of the date of issuance of these financial statements, the following standards, amendments and interpretations issued by the International Accounting Standards Board have not been adopted in the European Union, and the Company does not expect their adoption to have a significant impact on the Company's financial statements:

- **IFRS 18** Presentation and Disclosure in Financial Statements (issued on 9 April 2024).
- **IFRS 19** and amendments to IFRS 19: Non-Publicly-Owned Subsidiaries (issued on 9 May 2024 and 21 August 2025).
- **Amendments to IAS 21** The Effects of Changes in Foreign Exchange Rates: Translation to a Hyperinflationary Presentation Currency (issued on 13 November 2025).

The Company does not expect the adoption of the aforementioned standards and interpretations to have a significant impact on the Company's financial statements.

### **European Sustainability Reporting Standards (ESRS 1 and 2) (mandatory application date January 1, 2025)**

According to the existing Accounting Act, the obligation of sustainability reporting has been established, based on which the Company and the Group should be obliged to report on sustainability in future periods.

A process of harmonization of regulations is underway at the European Union level, the aim of which is to reduce administrative burdens for entrepreneurs, strengthen competitiveness on the European Union market, while at the same time maintaining the fundamental objectives of sustainability.

According to the text agreed upon by the European Parliament and the Council of the EU, the obligation of sustainability reporting should not apply to either the Company or the Group.

In order to harmonize national legislation with the relevant provisions, the Ministry of Finance of the Republic of Croatia plans to initiate the procedure of amendments to the Accounting Act and the Capital Market Act in 2026, with the aim of timely and complete transposition of the provisions on sustainability into the legal order of the Republic of Croatia.

### **2.3. KEY ASSUMPTIONS, ESTIMATES AND UNCERTAINTY IN PREPARING FINANCIAL STATEMENTS**

In preparing Non-Consolidated Financial Statements, Management used estimates, judgements and assumptions which can affect accounting value of assets and liabilities of the Company, disclosure of potential items on balance sheet date and disclosed revenues and expenses of the period then ended.

The following estimates were used, including, without limitation: calculation of depreciation and remaining value of property, plant and equipment, and intangible assets, impairment estimates, value adjustments in respect of inventories and doubtful receivables, provisions for employees' salaries and wages, and litigations. More details on accounting policies relative to these estimates can be found in other parts of this note as well as other notes to the financial statements. The impact of future events cannot be anticipated with certainty. Accounting estimates, therefore, call for judgements. Judgements made in preparing financial statements are subject to changes due to new events, additional information, new experience, or changes in business environment. Actual results may differ from estimates.

### Significant accounting policies applied in the preparation of financial statements for the year 2025:

#### a) Revenues

Revenue is recognized when the amount of revenue and its economic benefits for the Company can be reliably measured and when it fulfils specific criteria relative to all activities of the Company.

Revenues received from sales of goods and services are recognized if:

- The Company has concluded a contract with a customer, written or verbal, which determines rights and obligations, terms and conditions and due dates, and there is a reasonable probability that the Company will collect rightful recompense for negotiated obligation;
- The Company can determine its obligations based on contract with customer, or obligations to transfer goods or services, deferred, related or involved with other resources required to provide service to customer;
- The Company can, based on a contract, determine or estimate selling price of a rightful transaction in exchange for goods or services to customers, which price can be determined by contract, price list, past doings or usual commercial practice;
- The price of the transaction can be separated for each contractual obligation, i.e. separate actions, which can be determined in contract or reliably estimated using a price list, past doings or usual commercial practice;
- The Company fulfilled its contractual obligation completely at a given time or partially in longer period, where the Company meets its obligations in accordance with the contractual deadlines over a longer period.

Revenues generated from contractual obligations, which are fulfilled during a period of time, are recognized to the extent that they are incurred under following conditions:

- The cost of partial deliveries can be determined or reliably estimated;
- The customer accepted goods or services and/or has control over accepted goods and services, or the Company is improving customer's assets while under the control of the customer; or
- The Company accounted for expenses with respect to resources or inputs for delivered goods or services.

For measuring progress towards complete fulfilment of a performance obligation over time the Company can use the following methods:

- Output methods based on direct measurement of the value to the customer of the goods or services transferred to date relative to the remaining goods or services promised under the contract;
- Input methods measuring progress based on costs generated to recognise revenue on a straight-line basis if the entity's efforts or inputs are spread evenly throughout the performance period;
- Combination of output and input methods to question and evaluate credibility of both methods for the purpose of fair valuation of reported revenues.

Government grants are recognized in income for the period in which the related costs will be incurred, if:

- The terms of the grants have been met;
- It is likely that the grants will be received.

Financial income includes interests on invested funds, positive exchange rate differences, revenues received from dividends and other revenues from financing sources.

Revenues from interests are recognized on a time proportional basis, with regards to the real income on the invested funds, pursuant to concluded contracts.

## b) Expenses

The policy of expenses is managed in such a way that periodic accounting system determines expenses which are applicable to recognition in the calculation of the financial result of the current year.

The recognition of expenses occurs if:

- Expenses result in decrease of funds or increase of liabilities that can be reliably measured;
- Expenses have direct relation to occurred costs and revenues;
- When it is expected to achieve revenues in multiple reporting periods, recognition of expenses is performed by allocation on reporting periods;
- Expense is immediately recognized in the reporting period when outflow does not achieve future economic benefit, and there are no conditions to be recognized as assets in the balance sheet;
- Expense is immediately recognized in the reporting period upon appearance of liability, and there are no conditions to be recognized as an asset.

Losses that can be identified as expenses are reported as expenses. In that case losses should be related to occurring revenues. Losses are covered with revenues of the reporting period.

Financial expenses include expenses for interests against loans, discounts from sales of securities and receivables prior to their maturity, interests arising from delayed payments, negative exchange rate differences, losses from sales of shares and business portions, as well as other financing expenses.

Financing expenses are recognized on time proportional basis, respectively in the period when they occurred. Negative exchange rate differences are not capitalized but are included in the expenses of the period.

## c) Financial result and profit tax

Profit/loss before taxation is determined in such way that the total accounting expenses are subtracted from the total accounting revenues.

Profit tax liability (current tax) is determined pursuant to valid regulations of Profit Tax Act.

Deferred tax assets and deferred tax liabilities are recognized in case of changes of valuation of financial and other assets of the Company, which have not produced profit or loss consequently creating temporary difference between accounting profit and taxable profit. Deferred tax assets refer to tax losses carried forward, unused tax benefits and deductible temporary differences, and are offset in subsequent tax periods when the conditions for recognizing previously unrecognized unrealized losses are fulfilled or represent previously paid income taxes for return in subsequent periods. Deferred tax liabilities refer to future profit tax liability on current not yet realised profits.

The carrying amount of deferred tax assets is reviewed at each reporting date and reduced to the extent that it is no longer probable that sufficient taxable profits will be available to allow all or part of the asset to be recovered. Deferred tax assets are calculated at tax rates that are expected to apply in the period when the liability is settled, or the asset is realised based on tax laws and rates that have been enacted or substantively enacted at the reporting date.

Measurement of deferred tax liabilities and deferred tax assets reflects the tax consequences that would follow from the manner in which the Company expects, at the end of the reporting period, to recover or settle the carrying amount of its assets and liabilities.

Deferred tax assets and deferred tax liabilities are offset when there is a legally enforceable right to set off current tax assets against current tax liabilities and when they relate to income taxes levied by the same taxation authority to the Company or another taxpayer who intends to settle the current tax liability and assets on a net basis.

d) Profit/loss after revaluation of financial assets measured at fair value through other comprehensive income

In the case of selling long-term financial assets measured at fair value through other comprehensive income, the effects are recorded in profit and loss statement.

e) Fixed intangible assets

Fixed intangible assets comprise of non-monetary assets that are identifiable without physical substance. Fixed intangible assets are recognized if they met the following conditions:

- It is probable that the expected future economic benefits that are attributable to the asset will flow to the entity;
- The cost of the asset can be measured reliably; and
- Its single acquisition value exceeds EUR 665.

If the criteria are not met, the costs are recorded as current period expenses.

After initial recognition, intangible asset is recorded based on its acquisition cost decreased for value adjustment (accumulated depreciation) and for accumulated losses from impairment.

Intangible assets are excluded from the balance sheet in case of disposal or if there are no expected future economic benefits from it. Gains or losses (difference between revenues from disposal and book value) arising from disposal or withdrawal of intangible assets are recognized as revenues or expenses of the current period.

Intangible assets are depreciated as every single item by linear method against the rate of 5-50% annually.

Depreciation is recorded from the first day of the following month after the fixed intangible asset has been activated.

Depreciation for sold, given, or in any other way disposed or destroyed fixed intangible assets is recognized as expense up to the end of month when the assets were still in use.

f) Property, plant and equipment

Fixed tangible assets comprise of property, plant and equipment which the Company:

- Owns and uses in business operations, general and common purposes or for rental to others;
- Acquires or builds with intention of continuous use;
- Does not sell through its basic operations and is expected that those assets will be in use for more than one period.

Fixed tangible assets are recognized if the following conditions are fulfilled:

- It is probable that the expected future economic benefits that are attributable to the asset will flow to the Company;
- The cost of the asset can be measured reliably;
- Its single acquisition value exceeds EUR 665 and useful period of life exceeds one year.

Exceptionally, if the single value of the asset does not exceed EUR 665 and it is undoubtedly evaluated that its useful period of life exceeds one year, it is considered as fixed tangible asset and is completely written-off as expense of the current period.

Fixed tangible assets that do not exceed value of EUR 665 nor its useful period of life exceeds one year are recorded as inventory and therefore are completely written-off upon activation.

Upon acquisition, fixed tangible assets are recorded in the business books at acquisition value.

Goods and services created by the undertaking itself and used as tangible assets are recorded at their production value, under condition that the production value does not exceed net market value. Production value does not include internal profits, unusual values of waste material, work and other assets. The production cost is determined pursuant to IAS 2 – Inventories. Additional costs are included in the book value of the assets or, if needed, are recognized as separate assets only if the Company expects to have future economic benefits of those assets, or if their expense can be reliably measured.

After initial recognition, property, plant and equipment are recorded based on their acquisition cost decreased for accumulated depreciation and accumulated losses from decrease. Basis for depreciation is acquisition value (gross book value) of the single asset.

Facilities and equipment are withdrawn from use and are disposed when there are no expected economic benefits from them or market values.

If while in use a fixed tangible asset has been damaged or withdrawn from active use, the asset is depreciated up to the end of month when it was withdrawn from active use. If its net book value exceeds its sale value, the difference is recorded as expense upon sale (net principle recording). In case its sale value exceeds its book value, the difference is recorded as revenue of the current period (net principle recording).

Depreciation is charged for each single asset, against linear method at rates suitable for disposal of acquisition value through its evaluated useful period of life. Land and assets under construction are not depreciated.

Rates applied for depreciation are as follows:

• Buildings	2.5-10%
• Ships and docks	5-10%
• Cranes and plants	6.67-25%
• Production equipment	4-25%
• Transportation vehicles	20%
• Office computer and related equipment	20-50%

The Company evaluates useful life of fixed tangible assets on a regular basis and based on Management's decisions uses legally recognized accelerated depreciation rates.

Depreciation and recognition of expense starts from the first day of the month followed by activation of the fixed tangible asset.

Depreciation for sold, given, or in any other way disposed or destroyed fixed tangible assets is recognized as expense up to the end of month when the assets were still in use.

Fixed assets are recorded in the balance sheet even if they are completely written-off, up to sale, gift, or disposal of any kind.

#### **g) Investing in real estate**

Real estate investments refer to property (land, buildings or part of a building or both) that is held for the purpose of obtaining rental income or for an increase in their value or both. Investment in real estate is measured at fair value.

#### h) Impairment of value of non-financial assets

At each reporting date, the Company reviews the carrying amounts of its non-financial assets (excluding inventories and deferred taxes) to determine whether there are any indications of impairment losses. If such indications exist, the recoverable amount of the asset is estimated to be able to determine any losses caused by impairment. If the recoverable amount of an asset cannot be estimated, the Company estimates the recoverable amount of the cash-generating unit to which the asset belongs.

If it is possible to determine a realistic and consistent basis for allocation, the Company's assets are also allocated to individual cash-generating units or, if this is not possible, to the smallest group of cash-generating units for which a realistic and consistent basis of allocation can be determined. Intangible assets with an unlimited useful life are tested for impairment once a year, and other intangible assets if there is an indication of possible asset impairment.

The recoverable amount is the higher of the fair value less costs to sell and the asset's value in use.

For value in use purposes, estimated future cash flows are discounted to present value using an after-tax discount rate that reflects the current market assessment of the time value of money and the risks specific to that asset for which future cash flow estimates have not been adjusted.

If the recoverable amount of an asset (or cash-generating unit) is estimated to be lower than the book value, the book value of that asset (cash-generating unit) is reduced to the recoverable amount. Impairment losses are recognized immediately as an expense.

In case of subsequent reversal of an impairment loss, the carrying amount of the asset (cash-generating unit) is increased to the revised estimated recoverable amount of that asset in such a way that the increased carrying amount does not exceed the carrying amount that would have been determined if there had been no recognized impairment losses in previous years on that asset (money-generating unit). The reversal of the impairment loss is immediately recognized as income.

#### i) Long-term financial assets

Long-term financial assets represent investment of cash, goods and assignment of rights for generating revenue. Return on the investment is expected in period exceeding one year.

Accounting policy and procedures differ depending whether the investments occurred from:

- Investments in participation at others up to 20% of voting power;
- Investment into related companies - companies in which the Company has significant influence but no control, which typically includes 20% to 50% of the voting rights;
- Investments through business relations with partners in market.

Initial investment in associated and dependent companies is recorded at acquisition cost increased for transaction expenses. On the financial statements date these investments are recorded depending on the portion in these associated companies.

Long-term financial investments in associates (share of 20% - 50%) are recorded in the books by the cost method affected by eventual depreciations, whilst the equity method is used in consolidated reports.

Investments in financial assets that do not relate to investments in subsidiaries and related companies are measured at amortized cost and assets measured at fair value through other comprehensive income.

*(i) Financial assets measured at amortized cost*

Financial assets measured at amortized cost are non-derivative financial assets with fixed or determinable payments that are not quoted in an active market. They are included in current assets, except for assets with a maturity of more than 12 months after the balance sheet date. Such assets are classified as long-term financial assets. Receivables are stated at amortized cost using the effective interest rate method. The impairment policy is set out in Note 2.3.m.

*(ii) Financial assets measured at fair value through other comprehensive income*

After initial measurement, for financial assets measured at fair value through other comprehensive income, the gain or loss from the change in fair value is recognized in other comprehensive income. Foreign exchange gains or losses are recognized in profit or loss in the income statement. If the financial assets are derecognised, the cumulative gain or loss previously recognized in other comprehensive income is reclassified from other comprehensive income to profit or loss as reclassification adjustment.

**j) Investments in subsidiaries**

Investments in subsidiaries refer to investments of cash, goods and assignment of rights with the aim of earning revenue through a majority interest in another company, with a share of more than 50%, expected to be repaid over a period exceeding one year.

Long-term financial investments in subsidiaries are accounted using the cost method.

**k) Inventories**

Inventories of raw and other material are valued according to their acquisition value (average weighted price principle) or their net market value, depending on which one is lower.

Reduction of inventories value is performed by charging expenses of the current period based on evaluation made by professional services on damage, deterioration of inventories and in case when recoverable value (value that can be realized by sale or use of those inventories) is lower than acquisition cost.

If the professional services evaluate that use of certain inventories in future contracts is doubtful, respectively that some products on stock are not spendable, the Company performs write-off of inventories, which is recorded as expense of the current period.

When and unless the circumstances that led to an earlier decrease in value or write-down of inventories, no longer exist, the value of inventories should be increased up to the cost of acquisition or the value that can be realized and consumed as such in regular production.

Small inventory and tools are written-off completely upon activation.

Inventories that are damaged during handling and storage, as well as inventories that lose their useful value, are determined through inventory procedures or by special commissions and, with the approval of the responsible person and in accordance with tax regulations, are written off on the account of regular operating expenses.

**l) Receivables**

Trade receivables, receivables from state, employees and other legal and private persons are recorded in the business books based on valid documentation of their occurrence and data on their value.

Trade receivables from foreign customers expressed in foreign exchange currencies are recorded in national currency, calculated based on mean exchange rate of the Croatian National Bank as at the date of recording the receivable. Upon collection of receivables, the differences that occur due to exchange rate are recorded as revenues or expenses of the Company.

Outstanding trade receivables from foreign customers as at the balance sheet date are reported at mean exchange rate of the Croatian National Bank and the exchange rate differences are recorded as revenues or expenses.

Receivables are initially recognized at fair value in the Company's books of account and subsequently measured at amortized cost.

The increase in interest receivable is based on the contract and default interest rate calculations. Value adjustments in respect of receivables are made on the basis that it is established that the receivable has not been collected within the due time or that it is uncollectible and claimed on court. The decision on adjusting the value of receivables is made by Management.

Value adjustments in respect of receivables are recognized in the income statement of the Company (Note 31), and as stated in Note 2.3.m) *Impairment of short-term financial assets, including receivables*.

#### m) Short-term financial assets

Short-term financial assets comprise of investment of cash, property, rights and granted merchandise loans for the purpose of generating revenues, whose benefits are expected to arise within one year.

Short-term financial investments within one year are recorded in business books at investment cost. The value is determined for each investment. Subsequent measurement of short-term financial investments is recognized at amortized cost.

##### *Impairment of short-term financial assets, including receivables*

Estimates of future expected credit losses are made based on the average write-off rate in previous years and its application to non-revaluated short-term financial assets at the reporting date (Note 31). The Company uses a simplified approach to allocate receivables to Level 2 and Level 3 as required by IFRS 9. Receivables over 365 days are allocated to Level 3.

Upon acknowledging higher risk of collecting these assets and termination of litigations, where there is evidence of impairment, value adjustments in respect of short-term financial assets are carried out in an amount that reflects the specified parameters. The decision on value adjustments is made by Management.

#### n) Cash and cash equivalents

Cash and cash equivalents include money in bank, cash in register and short-term deposits. Money in bank and cash in register is recorded at nominal value in national currency. Foreign exchange funds in bank and in register is recorded at mean exchange rate of the Croatian National Bank.

Exchange rate differences arising from setting foreign exchange funds to mean exchange rate of the Croatian National Bank are recorded as revenues / expenses of the current period.

o) Prepaid expenses and accrued income

Outflows that covered expenses referring to future periods are recorded according to the amounts specified in valid documentation supporting the business event. Discrepancy of the calculation period of prepaid expenses at the end of the year creates a balance which is transferred into the following period as a balance sheet position.

Generated revenues that do not meet the criteria to be recorded as receivables, are recorded in the calculated amount specified in the valid documentation supporting the business event and are being transferred as a balance sheet position to the following period in which they are carried over to the receivables once they meet the criteria.

p) Equity

Equity is own source for financing assets.

Subscribed capital is recorded in the amount that is registered in the court registry upon establishment or change of subscribed value of capital in the commercial registry.

Reserves are accounted for depending on their form and Company's policy (statutory and other).

q) Employee benefits

*Obligations for pensions and other obligations after retirement*

In the course of normal operations, when paying salaries, the Company makes payments of contributions on behalf of its employees who are members of mandatory pension funds in accordance with the law. Mandatory pension contributions to the funds are reported as part of salary expense when they are calculated. The company does not have an additional pension plan and therefore has no other obligations regarding employee pensions. Furthermore, the Company has no obligation to provide any other benefits to employees after their retirement.

*Short-term benefits of employees*

The company recognizes reservations for annual leaves and other benefits when there is a contractual obligation or past practice on the basis of which the derivative obligation arose. Short-term liabilities for severance pay are recognized when the Company terminates the employment of an employee before the expected date of retirement or by the employee's decision to voluntarily accept termination of employment in exchange for compensation. The Company recognizes obligations for severance payment when it has demonstrably undertaken the obligation to terminate the employment relationship with current employee, based on a detailed formal plan without the possibility to withdraw from it, or provides severance payments as a result of an offer to encourage voluntary termination of the employment relationship. The Company recognizes the obligation for jubilee awards in the period in which the award was made, based on the actual number of years of service.

r) Provisions

Provisions should be recognized when the Company has a present obligation (legal or constructive) because of a past event or it is probable that an outflow of resources embodying economic benefits will be required to settle the obligation, and a reliable estimate can be made of the amount of the obligation. Provisions are reviewed at balance sheet date and adjusted to the latest best evaluations.

Provisions arising from contracts, such as provisions for severance wages, provisions for expenses in guaranty periods, and provisions for expenses arising from initiated legal proceedings are also recognized as an expense of the period for risk provisions based on legal and other regulations.

#### s) Long-term liabilities

Long-term liabilities are recorded in business books in the amounts specified in valid documentation or contract supporting the event. Long-term liabilities refer to liabilities with maturity exceeding 12 months starting from the date of financial statements. Classification of the long-term and short-term liabilities is performed on each balance sheet date.

#### t) Short-term liabilities

Short-term liabilities are recorded in business books in the amount specified in valid documentation or contract supporting the event.

Short-term liabilities refer to liabilities with maturity less than 12 months.

Classification of the long-term and short-term liabilities is performed on each balance sheet date.

Short-term liabilities recorded in foreign exchange funds and those with currency clause are being set at mean exchange rate of the Croatian National Bank in national currency. Upon settlement of these liabilities, the differences that occur as exchange rate differences are recorded as revenues or expenses of the Company.

Outstanding liabilities shown in foreign exchange currencies are being set at mean exchange rate of the Croatian National Bank as at the balance sheet date and any exchange rate differences are recorded as revenues or expenses of the Company.

#### u) Government grants

Government grants shall not be recognized until there is a reasonable assurance that the Company will comply with the conditions attaching to them and that the grants will be received. Government grants are recognized in profit or loss on a systematic basis over the periods in which the Company recognizes expenses for the related costs for which the grants are intended to compensate. Grants related to assets are government grants whose primary condition is that a company qualifying for them should purchase, construct or otherwise acquire long-term asset and, shall be recognized in the statement of financial position as income for future periods and transferred to income on a systematic and rational basis during the useful life of the asset.

Receivables arising from government grants, for reimbursement of already incurred costs or losses or for the purpose of providing current financial support to the Company without future related costs, shall be recognized in the profit and loss of the period in which the receivable for them arises.

#### v) Accrued expenses and deferred income

Expenses that occurred in the current period for which the Company did not receive invoices or documentation required for accounting purpose is incomplete, but it is possible to determine their amount (for example rental costs, audit fees based on contract) are recorded in the balance sheet as accrued expenses, since the liability will be recorded in the future period.

Incurred expenses which do not meet the criteria to be recorded as liabilities, are recorded at the amount specified in the documentation which anticipated the business event and are transferred as a balance sheet position in the following period in which they are carried over to liabilities once they meet the criteria.

Those revenues not meeting the criteria to be recognized in the current period are deferred for future periods.

### 3. SEGMENT REPORTING

Based on IFRS 8 management approach, the Company controls its activities in solely one segment, according to the specifics of the activity. Shiprepair and conversions are the main activities of the Company and make up almost entire revenue from sales, or 95% of total operating revenues. All processes within the main activity are interrelated by matrix organisation. Matrix organisation connects various resources provided by functional organisational units needed to realize several concurrent projects. The Company uses its non-direct resources and infrastructure which cannot be allocated to each project, for all projects within shiprepair activities. Profitability of each project vary depending on availability of needed resources, especially labour force, which are combined depending on level of their employment. Each project has its own specificities due to client's requirements and needs, requiring different approaches in combining production trades. Such business environment does not allow segment reporting of organisational units or activities.

The Company monitors its operations by projects that combine different trades in production activities in different proportions depending on specifications of the required works for each project. Internal managerial reports are used for whole segment of activity, in which business performance indicators are based on gross margin (relation between revenues and direct costs) and EBITDA (earnings before interest, taxes, depreciation, and amortization).

The Company's subsidiary VL Steel d.o.o. participates in its main activity providing services that are closely related to the Company's activities, so there can be no different segments of activities. In the Company's business model, the subsidiary acts as a subcontractor in periods of high occupancy rates or in projects where the Company does not have its own or does not have enough of its own workers. A smaller part of the subsidiary's income is generated by providing services to third parties, which makes better use of its own capacity. It is to be noted that the subsidiary has a total impact of only 1% to the consolidated financial statements.

### 4. SALES REVENUE

	EUR	
	2024	2025
Revenues from sale of services in domestic market	12.273.412	10.234.267
Revenues from sale of services in foreign market	55.045.733	84.342.261
Revenues from sale of services to subsidiary	6.710	8.030
Revenues from sale of services to related parties	49.885	6.630
<b>Total</b>	<b>67.375.740</b>	<b>94.591.188</b>

Sales revenue from generated by the Company until December 31, 2025 included all income invoiced during the period, reduced by that part of the income that refers to the previous year in respect of which revenues were recognized and calculated using percentage of completion method, and increased by the revenues generated from the projects that as of December 31, 2025 were still in progress, so they were partially recognized as revenue of the current period in accordance with the percentage of completion method (application of IFRS-15), regardless of whether the customer was invoiced for that part or not.

Metod of calculating revenue according to IFRS-15: Revenue from contracts with customers, or according to the percentage of completion was used as of December 31, 2025 for recording revenue generated from all projects that were still ongoing at the end of December 2025, and for that part of revenue for which the conditions for invoicing to clients have not yet been met. With such recognition, revenues are also determined in accordance with the costs of individual projects, in such a way that the expected gross margin is evenly distributed in individual accounting periods, depending on the percentage of completion of the projects.

Revenue from sale of services to subsidiary involved the income generated from sales to the subsidiary company VL Steel d.o.o., whereas the revenue from sale of services to related parties referred to the income generated from sale of services to Palumbo Shipyard Ltd and Palumbo Superyachts.

Structure of sales revenue by type of service:

	EUR		
	Domestic market	Foreign market	Total
Shiprepair	10.079.125	84.265.497	94.344.622
Other services	155.142	76.764	231.906
Other services – subsidiary	8.030	0	8.030
Other services – related parties	0	6.630	6.630
<b>Total</b>	<b>10.242.297</b>	<b>84.348.891</b>	<b>94.591.188</b>

## 5. OTHER REVENUES

	EUR	
	2024	2025
Revenues received from the use of own products, goods and services	16.879.937	3.343.418
Revenues from sale of material and waste	637.097	514.289
Revenues from sale of material and waste - subsidiary	4.407	20.253
Rentals	187.880	234.383
Rentals - subsidiary	5.733	9.933
Income from reversal of provisions ( <i>Note 27</i> )	344.464	381.209
Insurance claim income	7.765	11.537
Income from collected written-off receivables	2.416.600	0
Revenues from sale of property, plant and equipment	7.053	24
Inventory material surplus	5.706	5.804
Income from adjusting expected credit losses (IFRS 9)	30.086	0
Income from written-off liabilities	25.453	28.183
Other revenues	917.954	275.303
Other revenues - subsidiary	158	401
<b>Total</b>	<b>21.470.293</b>	<b>4.824.737</b>

With the completion of the first phase of the Dock 11 renovation project (two new pontoons were built and renovation works on other parts of the steel structure were completed), investment activity was significantly reduced. In 2025, therefore, income from investments in own assets of around EUR 3.3 million was recorded, or only around a fifth of the amount recorded in the previous year.

Revenues from sale of material and waste mostly included the income generated from sale of secondary raw material generated from the Company's production process in the amount of EUR 423,336 (2024: EUR 536,522). As a rule, revenue from sale of waste moves in accordance with the growth or decline in occupancy, as well as the renovation of structures of own floating docks, since most of such revenue is generated from sale of scrap steel. The remaining amount of EUR 90,953 (2024: EUR 100,575) referred to the sale of material to subcontractors, incorporated into core activity projects based on a turnkey basis subcontract or quantity of work carried out, whereby the Company controls the quality of the purchased and installed material.

Rental income referred to revenues generated from leasing commercial premises and production equipment to subcontractors that participate in production activities of the Company.

In 2025, there were no collected written-off receivables, in contrast to 2024, when a receivable that was reported in the insolvency procedure against a foreign client was collected.

## 6. MATERIAL EXPENSES AND COST OF GOODS SOLD

	EUR	
	2024	2025
<b>Raw and other material</b>		
Consumed raw and other material	10.862.129	7.167.971
Consumed raw and other material - subsidiary	0	10.629
Consumed energy	3.264.925	3.370.948
Small inventory and spare parts	65.940	32.980
<b>Total raw and other material</b>	<b>14.192.994</b>	<b>10.582.528</b>
<b>Other external expenses</b>		
Services used in production of outputs	15.916.938	15.582.807
Services used in production of outputs - subsidiary	1.252.058	2.375.615
Subsupplier services	27.404.767	30.304.198
Subsupplier services - subsidiary	637.594	0
Subsupplier services – related parties	0	11.027.764
Maintenance services	2.561.277	1.690.179
Maintenance services - subsidiary	139.660	212.466
Rental expenses	670.777	1.153.748
Intellectual services	686.843	208.466
Intellectual services – related parties	108.000	108.000
Transportation, phone, post and similar services	60.593	71.685
Other services	182.282	187.616
<b>Total other external expenses</b>	<b>49.620.789</b>	<b>62.922.544</b>
<b>Total material expenses</b>	<b>63.813.783</b>	<b>73.505.072</b>

Services used in production of outputs are subcontractor costs. Subsupplier services are third-party services that are normally provided outside the Company's location or are carried out by means of service providers.

The short-term rents included variable costs of renting production equipment, depending on the specificity and needs of core activity projects, and are usually one-time costs whose total amount varies depending on the occupancy rate and production needs.

Costs of transactions with a subsidiary company in 2025 related to the subsidiary company VL Steel d.o.o., whereas costs of transactions with related parties involved companies within the Palumbo Group.

Intellectual services referred to various services of lawyers, notaries public, institutions involved in environmental impact monitoring, various professional technical and business services, which also include financial audit services and tax consulting services.

The costs of legal representation of the Company in 2025 amounted to EUR 49,952 (2024: EUR 65,180). The stated amount mostly referred to services provided by domestic law firms. Since the Company does not have its own legal department, legal services are outsourced when required.

In 2025, the costs of auditing financial statements amounted to EUR 27,500 (2024: EUR 26,500), and the costs of tax consulting services amounted to EUR 9,600 (2024: EUR 9,600).

The Company uses technical, market and other consulting services from a related party, which is a company that belongs to the Palumbo Group that represents the largest individual shareholder of the Company, the costs of which in 2025 amounted to EUR 108,000 (2024: EUR 108,000).

## 7. EMPLOYEE COST

	EUR	
	2024	2025
Net salaries and wages	5.723.523	5.800.422
Social security contributions and taxes paid by employer	2.500.155	2.504.566
Social security contributions and taxes paid by employee	1.443.898	1.455.906
Severance pays	22.010	15.306
Compensations for travelling costs, daily allowances, annual bonuses	703.594	765.430
<b>Total</b>	<b>10.393.180</b>	<b>10.541.630</b>

Compensations involving severance pay, jubilee awards, travel expenses and annual bonuses are paid to employees by the Company under the Collective Agreement. These costs referred to an average number of 289 employees for 2025, or 302 employees on average for 2024.

The Company estimated potential liabilities based on retirement severance pay and jubilee awards for all employees of the Company as of 31 December 2025, assuming their immutability and the immutability of existing liabilities in accordance with the existing Labour Regulations, and discounted the estimated future liabilities to their present value by applying a discount rate of 3.21% (2024: 4.45%), which results from the basic reference rate determined by the European Commission for the Republic of Croatia, valid as of 31 December 2025, increased by 100 basis points.

Applying a discount rate of 3.21%, the present value of all future potential liabilities based on retirement severance pay as of 31 December 2025 would amount to EUR 271,109 (2024: EUR 231,173) and based on jubilee awards EUR 284,076 (2024: EUR 245,566).

The Company did not record the potential liabilities in its business books.

## 8. DEPRECIATION

	EUR	
	2024	2025
Intangible assets, property, plant and equipment	6.779.328	7.973.385
<b>Total</b>	<b>6.779.328</b>	<b>7.973.385</b>

## 9. VALUE ADJUSTMENTS

In 2025, the Company recorded value adjustments in respect of assets in a total amount of EUR 47,909 (2024: EUR 52,654), of which the amount of EUR 42,356 refers to the value adjustment of receivables from customers and the remaining part to the undepreciated value of the sold asset (Note 20).

## 10. PROVISIONS

The Company made provisions for 2025 in the total amount of EUR 401,975 (2024: EUR 366,076), most of which relate to the costs of provisions for unused annual leave of employees in the amount of EUR 375,811, and the remaining part in the amount of EUR 26,164 relates to provisions for litigation (2024: EUR 0).

## 11. OTHER EXPENSES AND OTHER OPERATING EXPENSES

### Other expenses:

	EUR	
	2024	2025
Insurance premiums	421.013	419.653
Utility, concession and other public fees	402.565	460.391
Representation and gifts	108.661	124.806
Bank services	78.963	121.241
Other expenses	147.346	110.526
<b>Total other expenses</b>	<b>1.158.548</b>	<b>1.236.617</b>

Utility, concession and other fees included utility fees paid by the Company in favour of the Municipality of Kostrena, fees for the use of maritime good, fees for water protection, use of technological water, use of public forest, fee for membership in the Croatian Chamber of Commerce and other fees.

Other expenses are expenses such as education, personal protective equipment, other occupational health and safety related expenses, and remuneration of the members of the Company's Supervisory Board.

### Other operating expenses:

In 2025, the Company incurred other operating expenses in the amount of EUR 23,429 (2024: EUR 230,819).

	EUR	
	2023	2024
Tangible fixed assets written off	499	0
Other operating and extraordinary expenses	230.320	23.429
<b>Total other operating expenses</b>	<b>230.819</b>	<b>23.429</b>

Other operating and extraordinary expenses are subsequently recognized expenses incurred in relation to projects of the previous business year, requests for refund by the Croatian Pension Insurance Institute for paid disability pensions for which the Institute charges the Company, and value adjustments in respect of receivables from business relations other than trade receivables.

## 12. FINANCIAL INCOME AND EXPENSES

	EUR	
	2024	2025
<b>Financial income</b>		
Interests	139.406	90.725
Dividend income received	818	893
Net foreign exchange gain	459.595	0
<b>Total financial income</b>	<b>599.819</b>	<b>91.618</b>
<b>Financial expenses</b>		
Interests	25.445	18.672
Net foreign exchange loss	0	1.063.793
<b>Total financial expenses</b>	<b>25.445</b>	<b>1.082.465</b>
<b>Net financial expenses</b>	<b>574.374</b>	<b>(990.847)</b>

In 2025, the Company recorded positive exchange rate differences of EUR 730,883 (2024: EUR 1,005,206) and negative exchange rate differences of EUR 1,794,676 (2024: EUR 545,611), resulting in net exchange rate losses of EUR 1,063,793 (2024: EUR 459,595 net gains).

## 13. PROFIT TAX

The Company generated a profit of EUR 4,695,061 (2024: EUR 6,626,019) as a difference in revenues and expenses generated in the period from 1 January 2025 to 31 December 2025. After accounting for the increase and decrease of the tax liability, the profit tax liability amounted to EUR 873,641 (2024: EUR 1,210,946). During 2025, the Company paid EUR 1,061,764 (2024: EUR 922,275) of profit tax advances, increased by an additional EUR 100,879 (2024: EUR 84,912) of profit tax advances paid in January 2026, resulting in a receivable from profit tax overpayment in the amount of EUR 289,124 (2024: EUR 203,358).

	EUR	
	2024	2025
Accounting profit before taxation	6.626.019	4.695.061
<b>Profit tax rate 18%</b>	1.192.683	845.111
Effect of non-deductible costs	21.484	30.311
Effect of deductible costs	(3.221)	(1.781)
<b>Total profit tax</b>	<b>1.210.946</b>	<b>873.641</b>
Effect of unrecognized deferred tax assets of an earlier period	(401)	(122)
<b>Cost of profit tax</b>	<b>1.210.545</b>	<b>873.519</b>
<b>Effective profit tax rate</b>	<b>18,27%</b>	<b>18,61%</b>

Of the total stated profit tax liability in the amount of EUR 873,519 for 2025, EUR 873,641 related to current tax expense for the period, and the remaining EUR 122 involved recognized deferred tax assets from the previous period.

In accordance with tax regulations, the tax administration may at any time review the books and records of the Company for a period of six years after the end of the year in which the tax liability is stated, and in case of irregularities impose additional tax liabilities and penalties. The Company's Management is not aware of any circumstances that could lead to irregularities in the reported tax liabilities, and thus to potentially significant liabilities based on possible controls.

## 14. EARNINGS PER SHARE

	EUR	
	31.12.2024	31.12.2025
Net profit for the year	5.415.073	3.821.420
Total number of shares	16.813.247	16.813.247
Shares exclusive of own shares	15.988.060	15.988.060
<b>Basic earnings per share</b>	<b>0,34</b>	<b>0,24</b>
<i>Diluted earnings per share</i>	<b>0,32</b>	<b>0,23</b>

## 15. FIXED TANGIBLE AND INTANGIBLE ASSETS

EUR

Description	Land	Buildings	Plants and equipment	Tools, inventory and transportation vehicles	Investment in real-estate	Investment in tangible assets in progress	Advances for tangible assets	Total tangible assets	Intangible assets	Investment in intangible assets in progress	Total
<b>ACQUISITION VALUE</b>											
Balance as at 1 Jan 2024	1.659.594	8.907.681	97.131.887	10.947.299	416.298	14.697.013	267.634	134.027.406	2.452.233	0	136.479.639
Transfer from investments in tangible assets in progress and advances	0	376.145	21.079.810	212.975	0	(21.726.674)	0	(57.744)	83.124	(25.380)	0
Acquisition throughout the year	0	0	0	0	0	18.128.607	(267.634)	17.860.973	0	25.380	17.886.353
Sold and written-off	0	0	(795.763)	(1.431.363)	0	(2.654)	0	(2.229.780)	0	0	(2.229.780)
Balance as at 31 Dec 2024	1.659.594	9.283.826	117.415.934	9.728.911	416.298	11.096.292	0	149.600.855	2.535.357	0	152.136.212
Transfer from investments in tangible assets in progress and advances	0	0	14.447.201	614.172	0	(15.061.373)	0	0	0	0	0
Acquisition throughout the year	0	0	0	0	0	4.221.935	0	4.221.935	0	137.944	4.359.879
Sold and written-off	0	0	(271.924)	(85.767)	0	0	0	(357.691)	0	0	(357.691)
Balance as at 31 Dec 2025	1.659.594	9.283.826	131.591.211	10.257.316	416.298	256.854	0	153.465.099	2.535.357	137.944	156.138.400
<b>VALUE ADJUSTMENTS</b>											
Balance as at 1 Jan 2024	923.555	8.727.895	78.113.409	10.510.356	149.892	0	0	98.425.107	1.975.503	0	100.400.610
Depreciation throughout the year	0	18.549	6.443.441	255.141	0	0	0	6.717.131	62.197	0	6.779.328
Sold and written-off throughout the year	0	0	(794.867)	(1.431.273)	0	0	0	(2.226.140)	0	0	(2.226.140)
Balance as at 31 Dec 2024	923.555	8.746.444	83.761.983	9.334.224	149.892	0	0	102.916.098	2.037.700	0	104.953.798
Depreciation throughout the year	0	39.913	7.616.782	243.991	0	0	0	7.900.686	72.699	0	7.973.385
Sold and written-off throughout the year	0	0	(271.924)	(77.414)	0	0	0	(349.338)	0	0	(349.338)
BALANCE AS AT 31 DEC 2025	923.555	8.786.357	91.106.841	9.500.801	149.892	0	0	110.467.446	2.110.399	0	112.577.845
BOOK VALUE 31 DEC 2024	736.039	537.382	33.653.951	394.687	266.406	11.096.292	0	46.684.757	497.657	0	47.182.414
BOOK VALUE 31 DEC 2025	736.039	497.469	40.484.370	756.515	266.406	256.854	0	42.997.653	424.958	137.944	43.560.555

Procurements during the observed period mainly relate to the Company's own investments in assets in the amount of EUR 3,343,418, and the remaining amount relates to the purchase of various production equipment, tools and devices with a lifespan of more than one year.

The company continued to invest in the renovation of Dock 11 during 2025, including renovation of the towers and the installation of a second pontoon. The works took place between July and September 2025, after which the new pontoon was put into use, increasing the value of Dock 11 by EUR 14,182,857.

Part of the Company's fixed tangible assets serves as collateral for financial loans (Note 33). Net book value of these assets as at 31 December, 2025 amounted to EUR 5,053,201 (2024: EUR 5,521,659).

Business premises having a surface area of 190 sq.m. located in the centre of Rijeka, which the Company owns, have been rented for a period of 5 years.

The 2025 depreciation rate for property, plant and equipment at the reporting date was 73% (2024: 75%).

## 16. INVESTMENT IN SUBSIDIARIES

Net book value of investment in subsidiaries as at 31 December 2025 related to a limited liability company VL Steel in which the Company holds a 75% equity interest, amounting to EUR 1,991.

## 17. FINANCIAL ASSETS MEASURED AT FAIR VALUE THROUGH OTHER COMPREHENSIVE INCOME – INVESTMENT SECURITIES

Viktor Lenac owns 3,720 shares in Valamar Riviera Poreč, having a total nominal value of EUR 6,550, which, in accordance with the notification of the Central Depository and Clearing Company of Zagreb were reduced to the market share value of EUR 24,180 as at 31 December, 2025 (2024: EUR 19,493).

## 18. FINANCIAL ASSETS MEASURED AT AMORTIZED COST - DEPOSITS

Long-term financial assets in the amount of EUR 13,000 relate to a deposit with a commercial bank that the Company placed in 2024 to secure fulfillment of their contractual obligations (2024: EUR 13,000).

## 19. INVENTORIES

	EUR	
	31.12.2024	31.12.2025
Material	4.697.906	3.890.306
Small inventory	911.549	918.194
Value adjustments in respect of small inventory	(911.549)	(918.194)
<b>Total</b>	<b>4.697.906</b>	<b>3.890.306</b>

## 20. TRADE AND OTHER RECEIVABLES

	EUR	
	31.12.2024	31.12.2025
<i>Receivables from customers - gross</i>	5.534.232	10.227.108
<i>Receivables from customers – impairment</i>	410.885	453.241
Receivables from customers – net	5.087.301	9.773.868
Receivables from customers - subsidiary	5.145	0
Receivables from employees	42.165	36.710
Receivables from state	1.173.005	1.939.282
Prepaid expenses and accrued income	2.692.644	6.528.481
Advances	5.703.464	7.168.755
Advances - subsidiary	73.796	0
Other receivables	580	0
<b>Total</b>	<b>14.778.100</b>	<b>25.447.096</b>

Value adjustments in respect of trade receivables:

	EUR	
	2024	2025
Balance as at 1 January	3.078.107	410.885
Impairment for the current year	0	10.800
Recovery of receivables previously written-off	(2.637.137)	0
Value adjustments in respect of expected credit loss - IFRS 9	(30.085)	31.556
<b>Balance as at 31 December</b>	<b>410.885</b>	<b>453.241</b>

Receivables from the state in the amount of EUR 1,939,282 (2024: EUR 1,173,005) related to receivables received from value added tax refunds in the amount of EUR 1,667,997 (2024: EUR 1,112,068), receivables from corporate income tax overpayment in the amount of EUR 188,246 (2024: EUR 0.00), receivables from the state based on an enforcement order in the amount of EUR 46,725 (2024: EUR 46,725) and receivables received from sick leave pay paid at the expense of Croatian Health Insurance Fund in the amount of EUR 36,314 (2024: EUR 14,212).

According to IFRS 9 requirements, the Company carried out value adjustments in respect of receivables from customers for the period from 2018 to 2025.

Age structure of receivables from customers:

	EUR	
	31.12.2024	31.12.2025
1-90 days	4.640.910	9.686.279
91-180 days	420.100	54.167
181-365 days	18.654	20.232
Over 365 days	43.684	75.647
Value adjustments in respect of receivables (IFRS 9)	(30.902)	(62.457)
<b>Total</b>	<b>5.092.446</b>	<b>9.773.868</b>

Age structure of impaired receivables from customers:

	EUR	
	31.12.2024	31.12.2025
1-90 days	0	0
91-180 days	0	0
181-365 days	0	0
Over 365 days	379.983	390.784
Value adjustments in respect of receivables (IFRS 9)	30.902	62.457
<b>Total</b>	<b>410.885</b>	<b>453.241</b>

Trade receivable structure by currency:

	EUR	
	31.12.2024	31.12.2025
EUR	4.250.295	6.527.000
USD	873.053	3.309.325
Value adjustments in respect of receivables (IFRS 9)	(30.902)	(62.457)
<b>Total</b>	<b>5.092.446</b>	<b>9.773.868</b>

Structure of trade receivables by countries:

	EUR	
	31.12.2024	31.12.2025
Netherlands	1.986.532	0
Italy	1.104.321	4.457.239
Malta	0	0
USA	873.053	3.309.325
Croatia	858.619	1.956.291
Cyprus	217.186	0
Germany	78.557	113.470
Other countries	5.080	0
Value adjustments in respect of receivables (IFRS 9)	(30.902)	(62.457)
<b>Total</b>	<b>5.092.446</b>	<b>9.773.868</b>

## 21. FINANCIAL ASSETS MEASURED AT AMORTIZED COST - LOANS

Short-term financial assets in the amount of EUR 411,390 relate to loans granted which, in accordance with the applicable accounting framework, are classified as financial assets measured at amortized cost. Of the above amount, EUR 300,000 relates to a loan to the subsidiary VL Steel d.o.o.

## 22. CASH AND CASH EQUIVALENTS

	EUR	
	31.12.2024	31.12.2025
Money in bank	6.622.885	5.650.856
Cash in register	580	1.062
Deposits	4.372.463	4.000.000
<b>Total</b>	<b>10.995.928</b>	<b>9.651.918</b>

## 23. EQUITY AND RESERVES

On 31 December 2025, the issued share capital of the Company, fully paid, amounted to EUR 22,315,014 and was divided in 16,813,247 registered ordinary shares in non-materialized form without nominal value of the designation VLEN-R-B.

Owners of ordinary shares are entitled to dividends and one vote per share.

On 31 December 2025, the Company owned 825.187 of own shares (31 December 2024: 825.187), making 4.91% of the share capital.

On 31 December 2025, the statutory reserves amounted to EUR 1,115,751 (2024: EUR 1,115,751). The statutory reserves were formed in accordance with the Croatian law stipulating that 5% of the profit for the year is transferred to the statutory reserves until it grows to 5% of the issued share capital.

Statutory reserves, amounting 5% of equity, and reserves for own shares totalling EUR 2,780,095 (2024: EUR 2,780,095) cannot be distributed between shareholders.

## 24. DEBENTURES WITH INTEREST CHARGE

Below is the overview of debentures on which interest is paid according to the repayment dynamics as at 31 December 2025 respectively 31 December 2024:

	31.12.2024					31.12.2025				
	Total	1 year or less	2-5 years	More than 5 years	Total long-term portion	Total	1 year or less	2-5 years	More than 5 years	Total long-term portion
Long-term investment loan	159.018	79.509	79.509	0	79.509	79.509	79.509	0	0	0
Long-term loan for purchase of equipment	104.190	33.548	70.642	0	70.642	70.246	35.825	34.421	0	34.421
Financial lease	553.694	553.694	0	0	0	0	0	0	0	0
<b>Total</b>	<b>816.902</b>	<b>666.751</b>	<b>150.151</b>	<b>0</b>	<b>150.151</b>	<b>149.755</b>	<b>115.334</b>	<b>34.421</b>	<b>0</b>	<b>34.421</b>

The long-term loan for the purchase of equipment refers to a loan for the upgrade of efficient energy supply for ships, which expires at the end of 2027.

Financial lease refers to purchase of production equipment.

## 25. TRADE AND OTHER LIABILITIES

	31.12.2024	31.12.2025
Trade payables	8.308.426	7.307.495
Trade payables – subsidiary	0	315.328
Trade payables – related parties	9.000	9.000
Employee payables	537.580	528.370
Tax and contribution	323.171	789.887
Received advances	436.946	0
Other liabilities	626.593	477.435
Accrued expenses and deferred income	8.448.594	11.682.821
<b>Total</b>	<b>18.690.310</b>	<b>21.110.336</b>

Trade liabilities to related parties related to the liabilities towards the companies belonging to the Palumbo Group (Note 26).

Accrued expenses with a payment delay clause, in the amount of EUR 225,625 (2024: EUR 253,704) and deferred income for which the conditions for their recognition in the current period have not yet been achieved in the amount of EUR 11,457,196 (2024: EUR 8,194,890), made a total of EUR 11,682,821 in deferred income as at December 31, 2025 (2024: EUR 8,448,594).

Structure of trade payables by currency:

	EUR	
	31.12.2024	31.12.2025
EUR	8.285.944	7.494.097
USD	31.482	99.446
GBP	0	38.280
<b>Total</b>	<b>8.317.426</b>	<b>7.631.823</b>

## 26. RELATIONS WITH RELATED PARTIES

Transactions between related companies are carried out under normal market conditions.

	EUR	
	2024	2025
<b>Subsidiaries and key shareholders</b>		
<b>Sale to related parties</b>		
<b>Sale to subsidiary</b>	<b>17.008</b>	<b>38.617</b>
VL Steel d.o.o.	17.008	38.617
<b>Sale to key shareholders</b>	<b>49.885</b>	<b>6.630</b>
Palumbo Shipyard Ltd. (belonging to the Palumbo Group)	49.885	1.630
Palumbo Superyachts (belonging to the Palumbo Group)	0	5.000
<b>Purchase from related parties</b>		
<b>Purchase from subsidiary</b>	<b>2.029.312</b>	<b>2.598.710</b>
VL Steel d.o.o.	2.029.312	2.598.710
<b>Purchase from key shareholders</b>	<b>108.000</b>	<b>108.000</b>
Palumbo Group S.p.A.	108.000	108.000
Palumbo Shipyard Ltd. (belonging to the Palumbo Group)	0	11.044.664
<b>Receivables from related parties</b>		
<b>Receivables from subsidiary</b>	<b>78.941</b>	<b>300.000</b>
VL Steel d.o.o.	78.941	300.000
<b>Receivables from key shareholders</b>	<b>0</b>	<b>0</b>
Palumbo Group S.p.A.	0	0
<b>Liabilities to related parties</b>		
<b>Liabilities to subsidiary</b>	<b>0</b>	<b>315.328</b>
VL Steel d.o.o.	0	315.328
<b>Liabilities to key shareholders</b>	<b>9.000</b>	<b>9.000</b>
Palumbo Group S.p.A.	9.000	9.000
Palumbo S.p.A. (belonging to the Palumbo Group)	0	0

### Key management

On 31 December 2025, the Management Board of the Company was composed of three members: President of the Management Board Sandra Uzelac, Member of the Management Board Luka Hrboka, who was appointed to the Management Board of the Company on March 1, 2024 and Member of the Management Board Francesco Ciaramella, who was appointed to the Management Board of the Company on July 1, 2025. Members of the Management Board act independently and individually.

The gross salary cost of the Management Board for 2025 amounted to EUR 227,530 (2024: EUR 206,460). During the year, the members of the Supervisory Board received compensation in the total gross amount of EUR 50,317 (2024: EUR 29,680).

The Company has not granted any loans to any of the members of the Supervisory Board or the Management Board.

## 27. PROVISIONS

Long-term provisions in the amount of EUR 1,701,722 (2024: EUR 1,690,691) related to provisions for initiated legal proceedings.

Short-term provisions in the amount of EUR 375,811 (2024: EUR 366,076) related to provisions for unused annual leave allowances for 2025.

	Court cases	Annual leave	Total
<b>Balance as at 1 January 2024</b>	<b>1.909.247</b>	<b>343.991</b>	<b>2.253.238</b>
Provisions reversed	(474)	(343.991)	(344.465)
Recognized	(218.082)	0	(218.082)
New provisions	0	366.076	366.076
<b>Balance as at 31 December 2024</b>	<b>1.690.691</b>	<b>366.076</b>	<b>2.056.767</b>
Provisions reversed	(15.133)	(366.076)	(381.209)
New provisions	26.164	375.811	401.975
<b>Balance as at 31 December 2025</b>	<b>1.701.722</b>	<b>375.811</b>	<b>2.077.533</b>

## 28. OTHER LONG-TERM LIABILITIES

Other long-term liabilities as at 31 December 2025 in the amount of EUR 553,627 (2024: EUR 553,627) related to contingent liabilities for disputed claims of bankruptcy creditors and associated litigation costs (incurred in 2004, shortly after the opening of bankruptcy proceedings, ended in 2008) in the amount of EUR 552,322 (2024: EUR 552,322) where the litigation proceedings have not yet been concluded, and the deposit received based on the lease of business premises in the amount of EUR 1,305 (2024: EUR 1,305).

## 29. RISK MANAGEMENT

The Company's activities expose it to various financial risks, including the effects of changes in market prices, changes in foreign exchange rates, liquidity risk and default risk. The Company does not use derivative financial instruments as an active hedge against financial risk exposure.

### Equity management

The main goal of equity management is to ensure support to business operations and maximize shareholder value. The Company adjusts its equity policy in accordance with economic changes. With purpose to maintain or adjust its equity structure, the Company may re-adjust dividend pay-outs or return on capital or place a new emission of shares. There were no changes in the goals, policies or processes during the years ended December 31, 2025 and December 31, 2024.

Indicators of the Company's indebtedness are shown in the table below.

	31.12.2024	31.12.2025
Total interest-bearing debt (long-term and short-term loans) (Note 24)	816.902	149.755
Reduced by: Cash and cash equivalents (Note 22)	10.995.928	9.651.918
<b>Net debt</b>	<b>(10.179.026)</b>	<b>(9.502.164)</b>
Equity and reserves	55.294.410	59.119.673
<b>Total equity and reserves and net debt</b>	<b>45.115.384</b>	<b>49.617.509</b>
<i>Indicator of indebtedness</i>	<b>-23%</b>	<b>-19%</b>

Cash and cash equivalents significantly exceed the Company's indebtedness, so the indicator has a negative sign.

#### Market and operational risks

Viktor Lenac's business can be affected by disruptions in the market where their revenue is generated, primarily in terms of fluctuations in occupancy rate, because of global trends in the world maritime market. Market trends are influenced by factors that affect the global economy, which determine the supply and demand relationship for ship space, as well as price levels, such as fuel. All of this affects freight rates and the financial strength of shipowners, as well as their needs for shipbuilding and repair activities, and ultimately also the shiprepair market in which Viktor Lenac operates.

On the other hand, market and operational risks also tend to affect resources for the main activity, mostly in terms of their availability and prices. When it comes to labour force - a resource that is of the greatest importance to Viktor Lenac, rising prices and a shortage of quality skilled workers have been present for several years, leading to an increasing need to import labour. In addition, inflationary pressures and crisis events in the environment again lead to new pressures on labour prices. Disruptions in prices and supply chains present in energy sources, raw materials, materials and various equipment needed for installation may have a smaller and, due to their lower share in the resource structure, limited impact on the execution of Viktor Lenac's contractual obligations, and in addition, since they are mainly global in nature, they have a similar impact on competitors. Such risks are not considered more significant because they relate to items that have a smaller share in the resource structure.

The operational risk for the Company's operations in the coming period will be the status of Dock 11 in terms of the possibility of obtaining certificates for accommodating vessels of a certain weight carrying capacity, which may have an impact on the possibility of covering different vessel type and weight carrying capacity, and thus on the opportunities and consequently on potential revenue.

#### Currency risk

The Company receives most of its revenue from sales on the international market, mainly in euro, which became the national currency on January 1, 2023. In relations with the US Navy, projects are mostly contracted in USD, so movements of the USD to EUR exchange rates can have an impact on business results. However, due to a relatively high accounts receivable turnover ratio and high foreign exchange ratio, the currency risk is not significant, and the Company does not use active hedging techniques regarding foreign currency transactions. On the other hand, the Company's liabilities have not been exposed to significant currency risk since most of these liabilities are denominated in Euros. In the event of a higher risk assessment, primarily due to the relationship between the USD and the domestic currency, Viktor Lenac will consider the use of hedging instruments against negative exchange rate risks. Currently, negative exchange rate differences are somewhat more pronounced, due to the decline in the USD exchange rate against the domestic currency, and Viktor Lenac has been recording a somewhat higher level of receivables and cash in that currency. However, of the total negative exchange rate differences reported for 2025, a significant portion has not yet been effectuated, so it is possible that the effective negative exchange rate differences will ultimately be lower than currently reported.

The currency structure of trade receivables and trade payables, as well as assets and liabilities items, which are moderately exposed to currency risk, is disclosed in Notes 20 and 25.

The balance of assets, liabilities and equity by currency is presented below.

	31.12.2024			31.12.2025		
	EUR (1 EUR=7.5345 HRK)	EUR/USD in EUR	Total	EUR	USD or other currency in EUR	Total
Short-term assets	26.707.070	3.764.864	30.471.934	32.713.558	6.687.152	39.400.710
Long-term assets	47.230.972	0	47.230.972	43.613.678	0	43.613.678
<b>Total assets</b>	<b>73.938.042</b>	<b>3.764.864</b>	<b>77.702.906</b>	<b>76.327.236</b>	<b>6.687.152</b>	<b>83.014.388</b>
Short-term liabilities	19.979.925	31.482	20.011.407	21.463.754	137.727	21.601.481
Long-term liabilities	2.397.089	0	2.397.089	2.293.234	0	2.293.234
<b>Total liabilities</b>	<b>22.377.014</b>	<b>31.482</b>	<b>22.408.496</b>	<b>23.756.988</b>	<b>137.727</b>	<b>23.894.715</b>
<b>Equity – Net assets</b>	<b>51.561.028</b>	<b>3.733.382</b>	<b>55.294.410</b>	<b>52.570.248</b>	<b>6.549.425</b>	<b>59.119.673</b>

The sensitivity analysis, assuming a +/- 1% change in the exchange rate, reveals the following impacts:

Description	31.12.2024		31.12.2025	
	Impact of exchange rate change (+1%) in million EUR	Impact of exchange rate change (-1%) in million EUR	Impact of exchange rate change (+1%) in million EUR	Impact of exchange rate change (-1%) in million EUR
Impact of change - Assets	0,0	0,0	0,1	-0,1
Impact of change - Liabilities	0,0	0,0	0,0	0,0
<b>Net impact on financial position</b>	<b>0,0</b>	<b>0,0</b>	<b>0,1</b>	<b>-0,1</b>

Since 1 January 2023, the Euro has become the national currency in the Republic of Croatia. Exchange rate changes can, therefore, only affect business transactions related to other currencies in which the Company performed transactions in 2025, but the balance of assets and liabilities in those other currencies at the end of 2025 are of no major material significance.

In relation to the situation on the reporting date, if the exchange rate of the national currency against USD/GBP/CHF were to increase (or weaken) by 1%, assuming that other indicators remain unchanged, according to the Company's assessment, such a change, as a result of gains and losses from exchange rate differences from relations with suppliers, customers, given and received advances and money on business accounts, would not have a significant impact on the balance of total assets and net profit of the reporting period. In that case, the impact on the net result would be around EUR 65,000 (2024: EUR 37,000).

#### Interest rate risk

Except for occasional cash funds available for short-term deposits, Viktor Lenac has not any significant interest generating assets which would be under influence of interest rate changes. On the liabilities side, the loan liabilities have been almost completely repaid, so the risk of interest rate changes on the remaining liabilities under financial leasing and a smaller long-term loan is materially insignificant. Short-term loans and loans from commercial banks have a fast turnover, and placements are arranged according to the specific business need, for financing of larger projects, and as they have a faster turnover, they therefore do not carry a significant risk of interest rate changes.

Investments in long-term assets were realized with own working capital, and it is expected that the accumulated funds of current operations, as well as operations in the following periods, will be sufficient to continue investments without the need for borrowing.

## Default risk

Default risk is associated with the other party to a contract not meeting its obligations that could produce a monetary loss, primarily referring to trade receivables. The Company uses different payment terms depending on client's financial capability assessment. In case there is a higher payment risk, the objective is to agree payment in full before redelivery. Guarantees and payment security instruments are not usual in shiprepair activities, but Viktor Lenac can exercise its right to arrest a ship in any port in accordance with maritime law, as a mean of recovery. Trade receivables involve many customers, so the payment risk is dispersed. Value adjustments in respect of trade receivables make less than 1% of total turnover, which makes default risk low. There is no other significant default risk focus.

## Liquidity risk

Liquidity risk aka cash flow risk is related to default risk and market risk, which involves oscillations in the capacity utilisation rate. The Company manages the liquidity risk through continuous monitoring of the projected and actual cash flows. For larger projects, which can significantly affect outflows, especially in the preparatory phase of project when there are no inflows, the Company uses short-term loans for project financing.

Following is the analysis of the remaining period until expected maturity date of unliquidated financial assets and receivables and negotiated maturity dates of financial liabilities of the Company. This analysis provides a better comprehension of modalities the Company uses to manage liquidity risk based on net amounts of assets and liabilities.

	Structure of maturity buckets					000 EUR
	up to 1 m	1 – 3 m	3 m - 1 y	1 – 5 y	over 5 y	Total
<b>Assets, Balance as at 31 December 2025</b>						
With interests	9.653	1	3	13	18	9.688
Interests free	8.338	6.578	3.062	5.494	0	23.472
<b>Total</b>	<b>17.991</b>	<b>6.579</b>	<b>3.065</b>	<b>5.507</b>	<b>18</b>	<b>33.160</b>
<b>Liabilities, Balance as at 31 December 2025</b>						
With interests	531	26	87	34	0	678
Interests free	16.187	3.247	158	117	58	19.767
<b>Total</b>	<b>16.718</b>	<b>3.273</b>	<b>245</b>	<b>151</b>	<b>58</b>	<b>20.445</b>
<b>Net assets (liabilities)</b>	<b>1.273</b>	<b>3.306</b>	<b>2.820</b>	<b>5.355</b>	<b>(40)</b>	<b>12.714</b>

## Fair value

Company calculates the fair value estimate of a financial asset or liability, following which, if necessary, value adjustments are made. It has been established that the fair value does not differ from the book value in an amount that would be considered material.

The fair value of a financial asset or liability is based on the quoted market price as at the balance sheet date, if available. Where the market price is not available, the Company calculates the fair value estimate based on the publicly disclosed information from external sources or based on the discounted cash flow method if applicable.

It is considered that the book value of receivables/liabilities with less than one year to maturity corresponds to their fair value.

### 30. POTENTIAL LIABILITIES

As at 31 December 2025, the Company was involved in several disputes which have arisen from its business operations. The Company has already made provisions in their books for such claims in case of unfavourable outcomes (Notes 10 and 27).

As at 31 December 2025, the Company was a defendant in 9 court cases based on which the amount of EUR1,701,722 (2024: EUR 1,690,691 for a total of 8 court cases) has been reserved, of which the major case involves a lawsuit that had been filed against the Company for compensation of lost earnings for a period of four business years in the total amount of EUR 1.18 million, in respect of which a provision had been made in 2022. This is a dispute initiated by the provider of water resources management services, after the Company decided not to continue the contract after its initial seven-year duration.

As of 31 December 2025, the Company recorded contingent liabilities based on performance guarantees, in the total amount of EUR 4,166,480 (2024: EUR 4,079,634), issued in favor of the Company's clients by commercial banks.

### 31. IMPORTANT ACCOUNTING ESTIMATES AND JUDGEMENTS

In application of accounting policies, the Company's Management made the following judgements, independently of those which include estimates, and which have the most important influence on the amounts shown in the financial statements.

#### Revenue recognition principle

Revenue is recognized when the goods have been shipped or services have been rendered and when the risks and rewards of ownership of goods have been substantively transferred to the customer. In case of partial performance of a contract or services which are rendered, revenue is recognized by reference to the stage of completion of contract activity. Estimation of claims to services carried out is deducted from sales revenue and accounted under liabilities or provisions. Estimation of discounts represent a decrease in sales revenue. Such estimation is made based on contractual obligations, historical trends and experience.

#### Profit tax

Company recorded a positive financial result for 2025 generating a profit tax liability in the amount of EUR 873,519 (2024: EUR 1,210,545). The Company has already paid EUR 1,061,764 on the account of profit tax advances during 2025 as well as the amount of EUR 100,879 in January 2026 totalling EUR 1,162,643 (2024: EUR 1,007,187), resulting in a claim for the refund of the overpaid amount of profit tax for 2025 in the amount of EUR 289,124 (2024: EUR 203,358 liability) (Note 13).



#### Impairment of receivables

Estimation of irretrievable value of sales of goods and services is made on the balance sheet date (plus monthly) based on the estimated probability of collection of doubtful receivables. Each client is evaluated separately concerning its status (a client having its account blocked, or legal action has been initiated; competitive position), matured receivables, legal proceedings status or payment security instruments.

#### Impairment of inventories

Impairment of inventories is recorded as an expense in the current period, based on assessment of damage and deterioration, and in cases where the recoverable amount (the value that can be realized by selling or using those inventories) is less than the cost.

If it is estimated that the use of any inventories is uncertain in respect of future contracts or that some products in inventories are not likely to be used in production, such inventories are written off as an expense in the current period.

#### Provisions for potential liabilities

Company tends to recognize provisions which may result from litigation initiated against the Company which are estimated to lead to an outflow of funds. In estimating such provisions, the Company regularly consults with legal professionals.

### 32. EVENTS AFTER BALANCE SHEET DATE

At the end of March 2026, the President of the Management Board, Sandra Uzelac, resigned, and was replaced in this position by the former member of the Management Board, Luka Hrboka.

At the end of March 2026, the Company determined irregularities committed after the balance sheet date, due to which a criminal complaint was filed with the competent authorities against an unknown person for the damage caused. Although an insurance policy is in place, the actual applicability of the coverage and the extent of any potential recovery are currently under assessment.

Given that the event relates to circumstances that occurred after 31 December 2025, the effects will be reported in the financial statements for 2026.

For the purpose of compensation, in the above case, the Company has engaged legal advisors and insurance experts, and the Management Board estimates that the damage caused will not jeopardize the stability of the business or the fulfilment of obligations to creditors.


All significant events are regularly announced by the Company to the public via the Zagreb Stock Exchange.

### 33. MORTGAGES

Company had signed the pledge over its fixed assets in favour of the Raiffeisenbank Austria bank Zagreb for repayment of a loan for financing of development investment program and a debt arising from multipurpose credit. The pledge right has been registered over the floating dock RI38. The book value of pledged assets amounts to EUR 5,053,201. The balance of liabilities for loans secured by the specified encumbrances as of December 31, 2025 is EUR 79,508.



### 34. PREPARATION AND APPROVAL OF FINANCIAL STATEMENTS

Financial statements have been prepared and approved for disclosure by the Company's Management Board on 28 April 2026.



---

Luka Hrboka  
President of the Management Board



---

2 Francesco Ciaramella  
Member of the Management Board

**MANAGEMENT REPORT**

**2025**



## CONTENTS

FOREWORD.....	50
ADDRESS TO SHAREHOLDERS.....	51
KEY FINANCIAL FIGURES.....	52
MARKET, CLIENTS, COMPETITION.....	53
SALES REVENUE.....	55
LABOUR RESOURCES.....	56
KEY ASSETS.....	57
MATERIAL AND ENERGY.....	58
ORGANIZATION AND INFORMATION SYSTEM.....	59
ENVIRONMENT, OCUPATIONAL SAFETY AND HEALTH.....	60
EMPLOYEES, COMPENSATION AND BENEFITS.....	62
FINANCIAL PERFORMANCE.....	63
CORPORATE GOVERNANCE AND INVESTOR RELATIONS.....	65
FOR INFORMATION.....	66

## ENCLOSURE

Corporate Governance Compliance Report

## FOREWORD

Management Board of the Shipyard "Viktor Lenac", a joint stock company, presents its Management Report 2025 to all interested parties and the entire public. The Management Report 2025 provides readers insight into the Company's business and financial performance for the year. It includes the audited Consolidated and Non-Consolidated Annual Financial Statements, Auditor's Report, and non-financial information from the point of view of sustainability. The Company is under no obligation to make a separate Non-Financial Reporting. In a separate enclosure to the Management Report, the Corporate Governance rules applied by the Company are described. For the sake of protecting confidential business information, certain data are presented as trends and movements without providing more detailed numerical or financial data.

### Management Report in Croatian and English

Management Report 2025, including its enclosures, has been issued in Croatian as the official language and is also available in English to foreign readers. In accordance with Article 47 of the Accounting Act, the Management Report is subject to public disclosure and is submitted to the Company's shareholders at the General Assembly and published on the Company's website.

### Legal Form

Pursuant to Articles 250a and 250b of the Companies Act, Annual Financial Statements and Management Report shall be submitted to the General Assembly with this document, and Supervisory Board's Report on the Performed Supervision of the Company's Business shall be submitted to the General Assembly as a separate document.

Annual Financial Statements, both Consolidated and Non-Consolidated, have been made in accordance with the Accounting Act and International Financial Reporting Standards and revised according to the International Standards on Auditing.

Management Report 2025 has been made pursuant to Articles 21 and 24 of the Accounting Act to give an objective assessment of the Company's business and financial performance and development, as well as other information of crucial importance for the Company. Pursuant to Article 29 of the Accounting Act, the Company is under no obligation to issue a separate non-financial statement, however, the Management Report 2025 also includes some significant non-financial information that can contribute to the understanding of the Company's performance and development.

### Subsidiary Company, Consolidation Accounting

Shipyard "Viktor Lenac" is a joint stock company, which has a controlling interest in the single subsidiary VL Steel, a limited liability company, which carried out business activities during 2025, in which it holds a 75% equity interest. Consolidated and Non-Consolidated Financial Statements form an integral part of the Management Report. The difference between the Consolidated and the Non-Consolidated Financial Statements is not material, given that the subsidiary generates most of its revenue from the Company as its parent, and the assets of the subsidiary are not materially significant. The Management Report has been prepared and is in accordance with Article 22 of the Accounting Act. When describing, therefore, business and financial performance in this Report, the emphasis is placed on the parent company Brodogradilište Viktor Lenac d.d.

### Abbreviations

In the Management Report, *Brodogradilište Viktor Lenac d.d.* is referred to as the "Shipyard" or "Viktor Lenac" or "Company"; the Company together with its subsidiary hereinafter are referred to as the "Group".

### Foreign Exchange Rates for years before 2023

When converting the amounts expressed in HRK for 2022 and earlier years into the euro currency, the exchange rate of 7.5345 was used.

## ADDRESS FROM THE PRESIDENT OF THE MANAGEMENT BOARD

Dear shareholders, valued stakeholders and all readers of this report,

It gives me great pleasure to present you the Annual Report for the fiscal year 2025, in which we achieved exceptional results that we can be proud of.

In an environment influenced by challenging and uncertain geopolitical events, especially in the Middle East, which are directing developments in the global market, and thus in the global maritime market, despite the fewer completed projects, we achieved 99.5 million euros in total revenue, in the structure of which we recorded a 40% increase in sales revenue compared to last year, as a result of the core activity project structure, which was marked by an increase in activities related to installation of specialized equipment and services, purchased mainly in foreign markets. Net profit amounted to 3.8 million euros after deduction of all expenses and profit tax.

During 2025, we achieved a standard good utilization rate of our shiprepair capacities. Thanks to our high workmanship quality, reliability, strong long-term client relationships, and our ability to adapt quickly and respond promptly to market needs, we offset our less favourable geographic position—away from major maritime routes compared to key competitors in the Mediterranean and Turkey—and continue to earn our clients' trust year after year. Alongside delivering standard shiprepair services to both domestic and international clients, 2025 was characterized by the continuation of a major passenger yacht refit project, as well as ongoing cooperation with the U.S. Navy's 6th Fleet—an important business segment for Viktor Lenac for many years.

Following the installation of the first new pontoon in summer 2024 and the second in September 2025—together with extensive renewal of sections of the steel structure—we continued investing in our largest facility, Dock 11, throughout 2025, albeit on a smaller scale. With the goal of extending its service life and preserving its load capacity to accommodate heavier vessels, the phased renovation of Dock 11 will remain a key focus going forward. Dock 11 provides essential flexibility, supports the diversification of our activities, and underpins our competitive position and stable capacity utilization.

This investment is indispensable: building a completely new dock would be financially unfeasible, and there are no second-hand docks of comparable capacity currently available on the market. A gradual renovation approach, financed from our own resources, therefore represents the most effective solution, enabling us to maintain uninterrupted commercial operations.

In this context, the decision by the majority shareholder, the Palumbo Group, to reinvest all profits generated by Viktor Lenac in previous years into ongoing operations and sustainable development has been crucial.

Our labour-intensive industry faces a range of challenges, including rising costs and prices—especially those impacting our most valuable resource, our workforce—as well as increases in material and energy expenses and the need to balance workforce levels with capacity utilization. We are also closely and cautiously monitoring developments that could affect the maritime market, a key pillar of global trade that is highly sensitive to disruption, as any instability can have ripple effects across the entire global economy.

We believe, however, that we will successfully overcome obstacles and are optimistic about what lies ahead. We will continue to build a stable and sustainable business, based on the values that define us in the long term, with the aim of mutual growth and the well-being of all stakeholders of Viktor Lenac.

*Luka Hrboka*  
*President of the Management Board*



## KEY FINANCIAL FIGURES

Consolidated Financial Figures			
	000 euro		
	2025	2024	Index
Total Revenues	<b>99.952</b>	90.330	1,11
Total Expenses	<b>95.459</b>	83.690	1,14
Operating Revenues	<b>99.858</b>	89.729	1,11
Operating Expenses	<b>94.374</b>	83.663	1,13
Operating Profit	<b>5.484</b>	6.066	0,90
Profit before Tax	<b>4.493</b>	6.640	0,68
Net Operating Profit	<b>3.619</b>	5.427	0,67
Total Assets	<b>83.135</b>	78.269	1,06
Equity and reserves	<b>59.060</b>	55.437	1,07

Non-Consolidated Financial Figures			
	000 euro		
	2025	2024	Index
Total Revenues	<b>99.507</b>	89.446	1,11
Total Expenses	<b>94.812</b>	82.820	1,14
Operating Revenues	<b>99.416</b>	88.846	1,12
Operating Expenses	<b>93.730</b>	82.794	1,13
Operating Profit	<b>5.686</b>	6.052	0,94
Profit before Tax	<b>4.695</b>	6.626	0,71
Net Operating Profit	<b>3.821</b>	5.415	0,71
Total Assets	<b>83.014</b>	77.703	1,07
Equity and reserves	<b>59.120</b>	55.294	1,07

Consolidated comprehensive income statement and statement of financial position include Company's subsidiary VL Steel d.o.o. in which the Company holds a 75% equity interest. Throughout the entire 2025, the subsidiary was providing services in shipbuilding and related metal processing activities.

Considering that the subsidiary provides most of its services to the Parent Company, there is no material difference in the revenue of the Parent Company or the Group, nor in the financial position, as the assets belong almost entirely to the Parent Company. Accordingly, the Management Report 2025 shall focus on the financial position, assets, liabilities and equity of the Parent Company.

The Company's subsidiary VL Steel d.o.o., a limited liability company generated a net loss in the amount of EUR 202,059, of which 75% was attributed to the Group, whereas 25% involved minority interest of a third party. It follows that the business result achieved by the subsidiary did not materially affect the business result of the Parent Company or the Group as a whole.



## MARKET, CLIENTS, COMPETITION

The global maritime, and thus the shipbuilding and ship repair market, was affected by various factors in 2025 that unevenly affected both freight rates and ship occupancy levels, whereas political crises and incidents in the Middle East affected changes in trade and shipping routes, all of which together affected the financial stability and operating costs of shipowners in managing their fleets. The strength of the impact varied for different segments of maritime trade, with bulk carriers and container ships experiencing the greatest fluctuations. Rising fuel prices, insurance costs, and new emission and environmental regulations mean increased costs for shipowners, which is why everyone is additionally motivated to negotiate repair prices more firmly, as well as reduce the scope of work to those that are mandatory and necessary.

Viktor Lenac provides most of its ship repair services to clients whose vessels navigate the maritime shipping routes in the Mediterranean and the Adriatic, and for whom Viktor Lenac's deviation from the main shipping routes does not significantly affect the costs of sailing the ship to and from the repair shipyard. With its workmanship quality and flexible approach to its clients, Viktor Lenac has already proven its position throughout the years, so clients regularly return to it. In this way, Viktor Lenac successfully compensates for its somewhat less favorable geographical location compared to its competitors in the Mediterranean and Turkey. In 2025, Viktor Lenac achieved standard good occupancy levels, including specific projects such as the extensive retrofit of a passenger yacht or repair works onboard a US Navy ship scheduled for a longer stay at Viktor Lenac's berth that further increased the occupancy rates of our docks and berths. The cooperation with the US Navy's 6th Fleet constitutes an extremely important business segment for Viktor Lenac, which remained at a traditionally high level during 2025, with six of their ships that underwent repairs.

Viktor Lenac contracts part of its projects with domestic clients, where the scope of work and the number of projects have increased. As part of the large Mediterranean shiprepair group *Palumbo Group*, the only major competitors to Viktor Lenac are Turkish shipyards.

Traditionally, Viktor Lenac provides its services to many different clients and based on individual shiprepair projects, which is why it has a relatively high market dispersion. Expanding the client base to new ones brings new opportunities and reduces market and financial risks.



*Market dispersion*

	2024			2025		
	Number of projects	Number of clients	Number of countries	Number of projects	Number of clients	Number of countries
<b>Total</b>	<b>68</b>	<b>29</b>	<b>10</b>	<b>57</b>	<b>27</b>	<b>10</b>
Domestic market	24	7	1	19	7	1
Foreign market	34	21	9	32	19	9
US Navy	10	1	(1)	6	1	(1)

During 2025, the Shipyard cooperated with 27 different clients from 10 countries, which is approximately at the level of previous years. Due to the structure of projects in progress including some projects that occupied our capacities for an extended period, there was a decrease in the total number of projects in 2025, or ten projects less than in the previous year. Due to these projects of larger scope, the average value of scope of work per project in 2025 is higher than last year.

As many as 17 projects recorded an individual value of over one million euros, making up over 80% of all revenues generated from the core activity of ship repairs and conversions.



### **Market risks**

Our revenue performance is influenced by global market trends, particularly global maritime trends, which determine supply and demand for shipping space, as well as freight rates, and thus financial strength of shipowners, their possibilities and needs for maintenance of their fleet or conversion of their ships. Cyclical changes in the shipping market and its volatility, which have a spillover effect on the shiprepair market, are difficult to predict, but past experiences in economic crisis reveal that there is always enough ships within reach that need shiprepair services.

Geopolitical developments can affect displacement of maritime shipping routes, such as current events in the Middle East, which can have an impact on shiprepair activities in an environment that is close to Viktor Lenac.

Its geographical position, far from the major maritime shipping routes in the Mediterranean, is a complicating factor for Viktor Lenac, and Turkish shipyards are the biggest competitors, both in terms of price and geographical position.

Increased navigation activities in the immediate vicinity of Viktor Lenac, related to the nearby LNG terminal and the future new container terminal in the port of Rijeka, increases our potential, and to use it we must invest in a floating dock of adequate size and capacity.

Viktor Lenac generates its sales revenue by providing its services to many different clients from different countries, so there is no significant concentration of risk that the termination of cooperation with some of the clients could lead to a greater negative impact on the Company's business and its total revenue from the core activity. This does not apply in the case of cooperation with the US Navy, which accounts for a significant share of the Company's revenue.



## SALES REVENUE

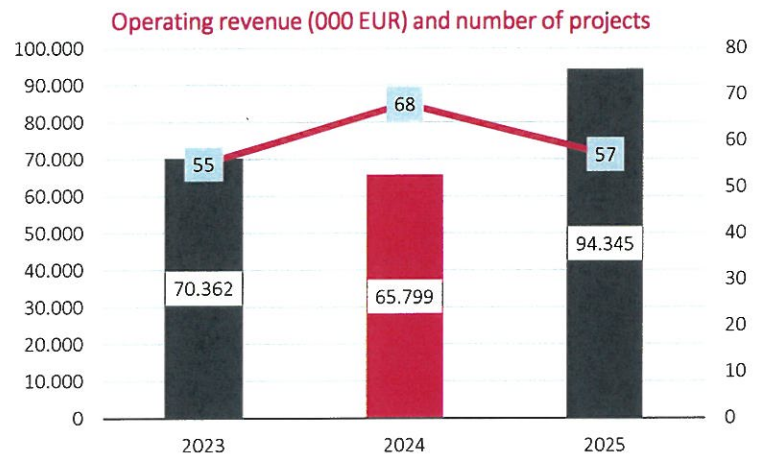
Sales revenue in the core business achieved in 2025, despite a smaller number of completed projects, is higher than the revenue achieved in previous years. The more significant growth in revenue is a consequence of the structure of work on some projects of larger scope, which is characterized by a significant increase in the services of external foreign contractors, primarily because these are specialized services for ship interior outfitting and production of various ship equipment at client's request. Such services are not normally performed by Viktor Lenac with the usual labor resources, and there are also no manufacturers and/or contractors for them on the domestic market that would meet the technical requirements. Therefore, such services, through their resale, increase sales revenue, or the total revenue of the project.

A special feature of sales activity in 2025 was the extensive USS Lewis B. Puller project, which was subcontracted to a significant extent to an external shipyard, as Viktor Lenac does not have the necessary dock capacity. After completing this part of the project, Viktor Lenac continued the project in its own shipyard, performing other usual repair work while providing various logistics services.

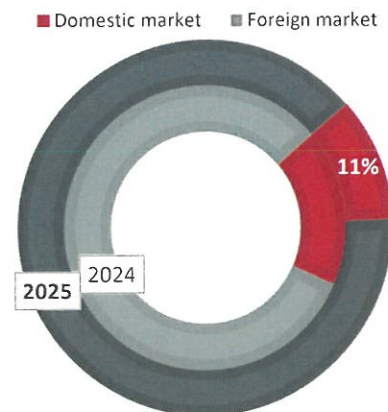
In the total sales revenues generated in 2025, the revenues generated from the US Navy projects made up a standard high share of about 30%.

Of the total 57 projects from which revenues were generated in 2025, except for the passenger yacht refit project, five projects were contracted and started in the previous year, and at the end of 2025, two projects of larger scope and two projects of smaller scope will continue.

In 2025, the share of sales and revenue on the domestic market was lower than in the previous year, mainly due to increased sales on the foreign market, primarily involving sales of specific services out of Viktor Lenac's standard shiprepair resources. Revenues from domestic clients are lower by around 15% compared to 2024, but their sales are still twice as high as compared to 2023.



Revenues from domestic and foreign market

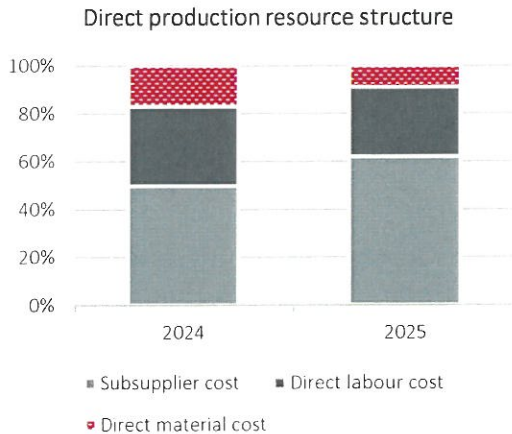


### Default risks

Greater dispersion in terms of the number of clients and the number of countries from which these clients and projects come, greatly reduces Viktor Lenac's default risks, or the risk of uncollectible receivables.

Shiprepair projects, their contracting, execution and collection stages have a significantly faster turnover than newbuilding projects. Although some ship conversion and refit projects can extend over several years, as a rule, their partial completion is accompanied by partial or phased payment, which also has a default risk reducing effect.

## LABOUR RESOURCES



Given the oscillatory nature of the Shipyard's activities and different levels of needs for labour capacity of different trades, and depending on occupancy rate and core project structure, Viktor Lenac uses subcontractor workforce in its production processes, which is the standard practice in the shipbuilding industry.

Subcontractors are primarily hired in the domestic market in the surroundings of the Shipyard, and if necessary, the Company also hires workers or subcontractor companies from other European countries. In recent years, the number of workers from third countries has been increasing in production activities. However, Viktor Lenac is not a direct importer of foreign workers but uses them through subcontractors.

Inflationary trends in Croatia and in other countries of the European Union, along with the labour shortage and the import of foreign workers, have resulted in a significant increase in labour costs in the last two years. Compared to the pre-inflationary 2021, today's labour cost is on average about 60% higher and tends to increase. This is especially noticeable among skilled shipbuilding workers or specialists but increase in labour cost is also evident among other auxiliary occupations and occupations with lower qualifications.

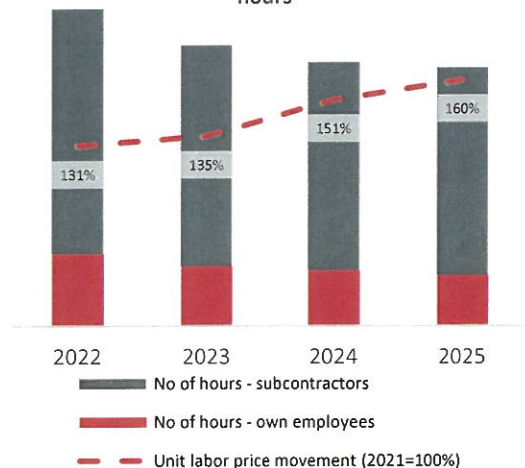
The increase in the unit labour cost, particularly noticeable in 2024, and which continues in 2025, in addition to being caused by inflation, is also the result of a slightly different structure of business activities, with a higher share of the workforce with higher qualifications, as well as an increase in the share of turnkey work compared to previous years.



The Shipyard's main activity belongs to the group of labour-intensive production processes, where labour costs are the largest component, involving both own workers and hired subcontractors. Part of the subcontracting work is carried out outside of the Shipyard in the form of external third-party services mostly involving specialized works, which may also include procurement of materials and equipment.

The structure of certain projects during 2025, due to the specific nature and needs for specialized third-party services and/or the performance of activities outside Viktor Lenac's own production capacities, influenced a significant increase in the need for external services, which thus reached a share of almost two-thirds of direct production resources in 2025. Resources, standard for common repair work, consumed material and direct work of own and subcontractor workers, were at the previous year's level in value, but due to the growth in the share of third-party engagements, in 2025 they recorded a share of only one-third. Thus, despite specific larger projects, Viktor Lenac had sufficient available capacities for standard repair activities, which is why it maintained a satisfactory level of the number of contracted and completed projects on commercial ships.

Share of own and subcontractors' production hours



### Labour risks

The labour-intensive production activity of Viktor Lenac is influenced by factors in the immediate environment and in Croatia, which primarily include availability of quality labour, and in connection with this, the cost of labour. Inflationary trends during 2022 and has continued to this day, with no signs of recovery or stopping, exerted additional pressure, which inevitably led to an increase in labour costs. Such pressures represent price risks in future business as well, since not all of Viktor Lenac's competitors are under the same inflationary pressures, especially when considering workers' salaries, and the structure of consumption in Croatia with an impact on workers' living standards. With the increase in the cost of labour, Viktor Lenac may lose its price advantage over competitors from other Mediterranean countries of the European Union, and without correcting the cost of labour, it may be faced with the risks of a further outflow of higher quality labour to the countries of the European Union.

## KEY ASSETS

Viktor Lenac occupies 220,000 square meters of land and 440,000 square meters of sea area, which it uses based on a maritime property concession agreement. The area includes a total of 1,500 meters of shore accommodating 9 berths. The main berths 1-3 lay next to the workshops and are used for mooring of ships undergoing repairs.

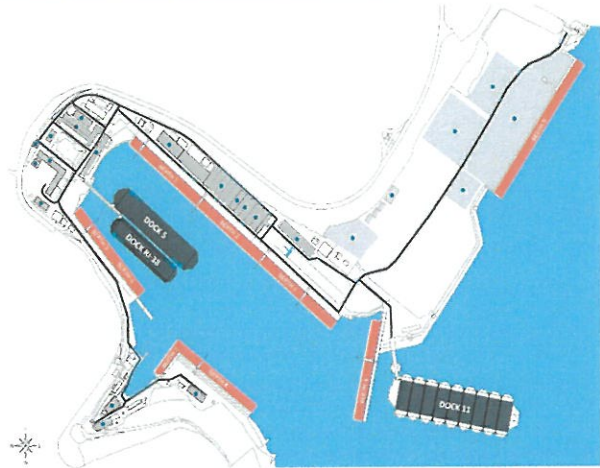
The Company's most important assets for carrying out ship repair and conversion activities are three floating docks, of which Dock 11 is the most significant in terms of size and lifting capacity.

After extensive renovation of Dock 11 in 2023 and 2024, investments in this dock continued in 2025, but on a significantly smaller scale. In the first phase, the construction of two new, replacement pontoons and a more extensive renovation of other parts of the dock's steel structure were completed. One pontoon was installed in the dock in the summer of 2024, and the second pontoon, completed in 2024, was replaced in September 2025, after the dock was freed from commercial operations and taking into account favorable weather conditions.

Dock 11 will need to continue to be renovated in the future, in order to extend its service life, maintain the dock's capacity to accommodate heavier ships that can fit in Dock 11 due to their dimensions, and all with the aim of ensuring flexible capacities, preserving the diversification of activities, and thus maintaining a competitive position and stable occupancy levels. There is no alternative to these investments, since the construction of a completely new dock would be significantly more financially demanding and difficult to achieve. Since there are no second-hand docks of such capacity on the market today, and there were none a few years ago when Viktor Lenac decided to renovate the existing dock, this gradual method of renovating Dock 11 with the aim of extending its service life is optimal in the given circumstances because, although on a reduced scale, it still allows for the continuation of commercial activities with the dock, as well as gradual investments from own funds.

The biggest help and support were the decision of the majority shareholder, Palumbo Group to use all the profits that Viktor Lenac earned in previous years for development and further sustainability of business.

Total investments in 2025 amounted to EUR 4.2 million, of which EUR 3.1 million was invested in Dock 11 involving steel structure renewal, mechanical maintenance, and the second pontoon installation works.



The remaining, slightly more than one million euros were spent on investments in production and business equipment and tools, and on completing the investment in a new ferrous metallurgy warehouse with a new crane, which ensured more productive and, from the aspect of occupational safety, significantly safer manipulation of sheets, profiles and other heavy and oversized products.

An important investment, made in 2025, involved introduction of a new ERP system for managing all business functions, which began in early December 2025 and enabled implementation of Fiscalization 2.0.

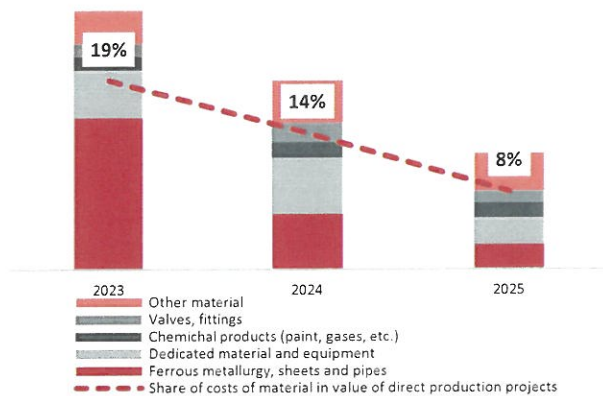
In 2026, attention will be paid to investing in production tools aimed at increasing work efficiency, and of course, investment maintenance and extending the service life of equipment key to Shipyard's activities.

### *Risks associated with investment in Dock 11*

Considering that revenues generated from projects involving works carried out onboard ships accommodated in Dock 11 can make up about a third of the standard revenue, or the gross margin achieved by shiprepair activities, the impossibility of completing the investment in the long run due to lack of financing or other reasons, or having Dock 11 out of operational use, represents a risk of reducing competitiveness, revenue and financial performance and business results. In the event of reduced competitiveness due to reduced flexibility of dock capacities, and consequently a reduction in revenue and decrease in occupancy rates, there would be a risk of further reduction primarily in labour capacity, since nonproductive work and unused labour potential represents the most significant fixed cost.

## MATERIAL AND ENERGY

Costs of main groups of material



The most important energy resources that Viktor Lenac uses in its production processes are electricity and water, the consumption of which varies depending on the scope of production activities, as well as the number of ships and the length of their stay in the Shipyard. Ships use shore connection and electricity used for ship's systems accounts for about a half of the total electricity consumed.

In 2025, 16.6 million kWh, or almost 3.5 million kWh more than in 2024. This increase is largely due to increased consumption mostly involving supply of energy to US Navy ships.

This is also evident from the distribution of consumption throughout the year, so the highest consumption was recorded in the first three and last three months of 2025 when these ships stayed at the Shipyard. Unlike in 2024, when 6.2 million kWh or about 47% of the total electricity consumed was used to power ships, in 2025, 9.3 million kWh or about 56% of the total kWh consumed was used to power ships.

In 2025, electricity had a share of more than 80% in the energy resource cost, and other energy costs included fresh water, oxygen and acetylene, process water and fuel oil. The cost of energy as a resource in the total value of production orders (executed at the Shipyard) has a share of around 4%.

Energy resource management is part of the Shipyard's energy efficiency system certified in accordance with ISO 50001.

Considering that the Shipyard's activity belongs to the group of labour-intensive production processes, the share of material and energy-generating products in the total resources is not primary. The material cost in the operating revenues, or the value of production orders that generate material costs, ranges from 10 to 15%. In 2025, this share is only 8%, both because other resources, especially external services of third parties, recorded a larger share in the structure of total resources, and because the structure of production and investment activities in 2025 is different. The reduction in total costs and changes in the structure of expenditures of groups of materials in 2025 compared to previous years is the result of a significant reduction in investment activities in the construction of new pontoons and changes in the steel structure on our Dock 11, which were very extensive in 2023 and 2024. This was reflected in a significant drop in the consumption of ferrous metallurgy materials, as well as dedicated materials and equipment, which is the result of a change in the structure of overhaul works, since all major works in steel, as well as the delivery of materials for the pontoons of our Dock 11, were mostly done in the previous year. Other groups of materials in 2024 recorded a similar level as in previous years.

Material and equipment are mostly purchased in the domestic market. Imported material and equipment are specific goods that are not available in the domestic market, or involve orders of larger quantities, in which case purchasing on a foreign market might be more cost-effective. Usually, the share of imported material in the total procurement of materials and goods is only about 30%, the amount of imported material in 2025, and the largest share refers to purchases from other EU countries.

		2023	2024	2025
Electric power	kWh	13.580.637	13.122.345	16.582.470
<i>Electric power (ship supply excluded)</i>	<i>kWh</i>	<i>6.799.103</i>	<i>6.909.307</i>	<i>7.332.165</i>
Fresh water	m <sup>3</sup>	76.904	60.561	62.724
Process water	m <sup>3</sup>	186.309	94.332	139.504
Oxygen and acetylene	kg	450.132	359.452	406.663
FOEL	kg	130.040	160.015	180.031

### Risks associated with material and energy

Considering that material and energy-generating products make up a smaller share in the total resource structure of the core activity, the financial risks of price changes are not considered more significant for the overall business, and in addition, they have a similar effect on the competition. In shiprepair as an activity with a relatively fast turnover, lasting disturbances in prices can be incorporated into sales prices. The lack of material in the market also does not lead to a higher risk of disruption in the realization of projects, since Viktor Lenac keeps a certain amount of standard material as a warehouse stock, and specific consumables or spare parts for ships are often delivered or supplied by the clients.

## ORGANIZATION AND INFORMATION SYSTEM

Viktor Lenac systematically monitors and manages its business through internal audits and an integrated digital system for monitoring key performance indicators, as well as for recording and managing identified non-conformities. The management systems cover quality, information security, occupational health and safety, and energy efficiency, and their effectiveness and compliance are regularly assessed through internal and external audits, as well as through client assessments, in accordance with applicable international standards and contractual requirements.

In February 2025, the Company conducted a supervisory audit of the energy management system according to the ISO 50001:2018 standard, confirming continuous application of the principle of systematic review, measurement and improvement of operational processes, with the aim of further implementing advanced, environmentally friendly and energy-efficient technologies. In April 2025, the transition of the information security management system to the new version of the ISO/IEC 27001:2022 standard was carried out, which further strengthened the protection of information resources and the organization's resilience to modern security threats. In September 2025, an integrated assessment of the quality management system according to ISO 9001:2015 and the occupational health and safety management system according to ISO 45001:2018 was carried out, confirming consistent application of the integrated management approach. These assessments confirmed the continuous trend of improving the management system in Viktor Lenac, the efficiency of processes and compliance with regulatory and normative requirements, and the mere possession of all the aforementioned certificates with documented procedures confirms that the business is based on high standards of quality and reliability.



Proactive application of management systems, regular assessments of their effectiveness, and timely and effective response to identified challenges enable continuous improvements, optimal use of material and human resources, reduction of business risks, and achievement of a high level of efficiency and cost-effectiveness of work processes. With such an approach, Viktor Lenac Shipyard further strengthens its market position, contributes to employee and client satisfaction, and achieves measurable savings and a positive impact on overall business results.

The development of the information system is aimed at increasing business efficiency by automating business activities and processes, accelerating task execution, optimizing the use of human and material resources, and reducing the risk of errors caused by manual procedures or outdated technology. The development of digitalization is based on detailed analysis and mapping of existing business processes, business needs, and the identification of key areas for improvement that determine the selection of optimal IT solutions. In parallel, the replacement of outdated information infrastructure is systematically planned and implemented through the implementation of new hardware and software solutions, thus ensuring a faster, safer, and more reliable IT infrastructure capable of responding to growing business demands.

The key project of 2025 digital transformation was comprehensive replacement of the existing ERP system with a more modern and information-secure solution, in cooperation with a renowned consulting firm, with active participation of the internal IT team, business process owners from all organizational units, and the implementer of the new business information system. An ERP solution based on modern technologies and cloud infrastructure was selected, which will support Shipyard's entire business in the long term.

The implementation of the new ERP system was carried out in several phases, in accordance with the best industry practices for projects of this level of complexity. The first phase of the project was successfully implemented during the last quarter of 2025 and involved implementing existing ERP system functionalities into business processes, data migration from the old system, implementation of Fiscalization 2.0, key user training and system testing. The second phase is planned for the second half of 2026 and will include ERP system upgrading with advanced functionalities identified during the business process analysis, as well as full integration of the system with the entire digital ecosystem.

### *Risks associated with information system*

The accelerated digitalization of business processes and the continuous development of the information system contribute to increasing the operational efficiency of Viktor Lenac, but at the same time increase the exposure to cyber threats and potential incidents related to information security and data protection. By consciously managing these risks, Viktor Lenac systematically develops and implements measures that ensure a high level of information security in all business segments. The ICT department of the Viktor Lenac Shipyard, in addition to continuously implementing information security training, implements advanced technical and organizational security solutions and participates in regular activities to assess the security vulnerabilities of the information system. These assessments are carried out in cooperation with external specialized partners, which ensures an independent evaluation of the security situation and timely implementation of corrective and preventive measures.

## ENVIRONMENT, OCCUPATIONAL SAFETY AND HEALTH

By its nature, shiprepair activity inherently carries a higher risk of **work-related injuries**. By implementing various educational and regulatory measures and preventive and corrective actions, the Shipyard seeks to reduce the risk of injury and accident at work. The Shipyard has adopted Occupational Safety and Health System according to ISO 45001. The OSH measures and activities are mandatory both for own employees and subcontractors.

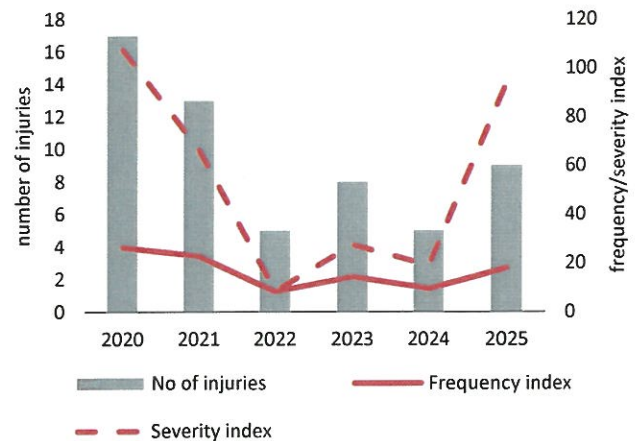
In 2025, there were a total of nine injuries at work, four more than last year. Three injuries were categorized as serious, and they were knee, back and finger fractures, while minor injuries were mostly contusions, sprains and minor wounds. Serious injuries resulted in an increased number of lost working days due to sick leave and treatment of workers, which resulted in an increase in the severity index compared to previous years. Despite this, a positive trend is noticeable in the number and severity of injuries, especially when considering the extremely complex and risky activity of a shipyard, where production activities take place in difficult working conditions.

More than half of the injuries at work in 2025 were caused by workers falling, and the most common cause was the malfunction, slipperiness and congestion of passages and surfaces from which work is performed, as well as inadequate work organization. Only one work-related injury last year was caused by a worker's failure to comply with occupational safety rules, which was a more common cause in previous years, so additional training for workers has nevertheless led to increased awareness of working safely. Viktor Lenac will take further measures to provide additional training for managers and to increase coordination of work activities to reduce the causes that were the most common causes of work-related injuries in 2025.

**Environmental protection** has been a focus of Viktor Lenac's business for many years and is based on the principles of sustainable development and corporate social responsibility. Aware of its impact on the environment, Viktor Lenac directs its business according to a model that ensures a balance between economic goals, social responsibility and environmental protection. An integrated environmental management system enables the identification, control and reduction of negative environmental impacts in all phases of the business process, as well as during investments.

Investments in the modernization and optimization of production processes have significantly reduced energy consumption, and consequently, emissions of harmful gases have been brought below the permitted emission limits. This includes the use of alternative energy sources, the utilization of waste energy from machinery, the introduction of energy-efficient plants, machines and devices, as well as the provision of infrastructure to reduce emissions from ships docked at Viktor Lenac.

Injuries at work, 2020-2025



Waste management, in addition to waste from the production process, also includes waste received from ships, which is unpredictable in type and quantity. Despite this challenge, Viktor Lenac always considers material reuse and recycling first and encourages solutions that stem from the circular economy.

In 2025, a total of 4,983 tons were generated or taken from ships and disposed of through authorized companies, or about 800 tons less than in the previous year. Typically, less than a quarter refers to waste classified as hazardous, and this was also the case in 2025, in which hazardous waste only accounts for about 22% of the total amount of waste produced and disposed of. Over 80% of this waste refers to oily water, so-called sludge taken from ships and various oils. The cost of disposing of all types of waste during 2025 amounted to just under a million euros, and the income generated from the sale of waste as secondary raw materials was about 370 thousand euros.

An important segment in Viktor Lenac's safety system is **fire protection**, organized in accordance with the relevant regulations, which, in accordance with the assessment of the risk of fire, prescribe personnel and technical requirements for preventive action activities and operational readiness for fire interventions. Viktor Lenac employs professional firefighters organized in a professional fire department, equipped with vehicles and equipment for fire protection, in accordance with the rules and subject to supervision by the Civil Protection and the Croatian Fire Association.

For all works performed with an open flame, such as welding, cutting, grinding and other similar works, there is an obligation to carry out preliminary preventive inspection of the work site to issue permits for the execution of hot works. A total of 11,751 permits for hot or open flame works were issued throughout 2025. A total of 204 gas-free certificates were issued to remove any fire risks when entering tanks or other narrow, dangerous, and closed spaces. In 2025, several minor incidents were recorded, typical of operational activities, without material damage or any injuries.

### ***Risks associated with occupational safety and health***

Occupational safety and health risks represent significant risks in the Shipyard's operations, since a significant part of production activities takes place in open space, at heights, onboard ship and in workshop areas where there is a risk of injury to workers. The risk of work-related injuries tends to increase with labour market fluctuations, especially with the increasing influx of foreign labour, where primarily language barriers and different attitudes towards safety measures at work additionally require increased engagement to protect the life and health of all persons participating in production activities. Recently, the lack of qualified and trained workers has also been pronounced in fire protection activities, and due to national regulations, firefighter vacancies can only be filled by employing professional firefighters who are Croatian citizens in the absence of which there is a risk of non-compliance with legal regulations.



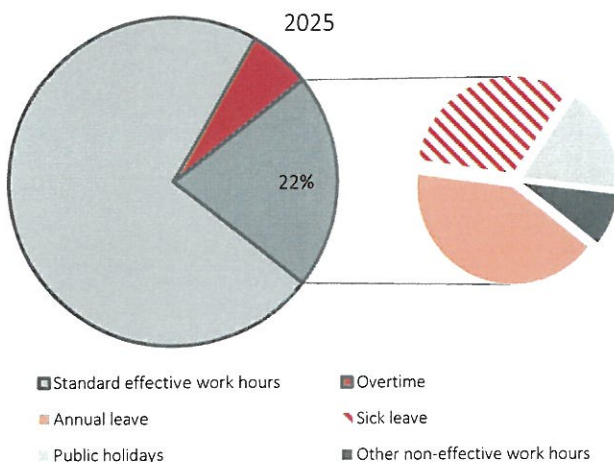


## EMPLOYEES, COMPENSATION AND BENEFITS

At the end of 2025, Viktor Lenac had 283 employees, down by 18 compared to the end of 2024, including 90 workers employed by its subsidiary VL Steel (up by 29 compared to the end of 2024).

There was a total of 114 direct production workers, and a total of 105 in production overhead. The remaining 64 employees include qualified staff carrying out tasks and duties related to production and other business processes, as well as managers of all levels. In the subsidiary VL Steel, there are only three workers outside the production function and only 6 of them are production management, so the share of direct production workers is extremely high.

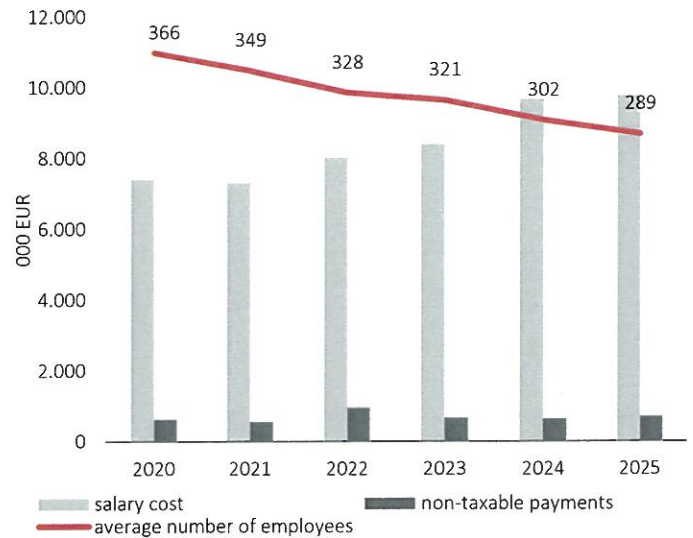
Given the characteristics of the metal processing industry, the Group has a small proportion of women, only 21, of whom 19 are employed at Viktor Lenac, and only two in the subsidiary. Gender equality is a principle that has been respected for many years. The salary system is determined by the job position systematization system. As for managerial positions, 10% of the total number of men perform management tasks at all levels, while this share is many times higher among women.



All important issues related to employees, their rights and benefits are resolved through a social partnership between the Management and Heads of Departments, and workers' representatives, organized through the Workers' Council and two Unions operating in the Shipyard. Social dialogue has been at a very high level for many years, and could serve as a model of how, with mutual understanding and respect, understanding of circumstances and mutual will and readiness for dialogue, the social partners can agree and find compromise solutions in the interest of all sides, having before them a common goal, and that is the growth and stability of Viktor Lenac and well-being of employees.

All rights and obligations from the Collective Agreement have been fulfilled in full, both by the Management and by the Unions. The collective agreement regulates working hours, break time, annual leave, salaries and benefits, non-taxable allowances and occasional payments, freedom of association and other topics important for the position of workers.

Average number of employees and salary trend



The 2025 salaries and non-taxable payments amounted to EUR 10.5 million, which is a slight increase compared to 2024. Considering the reduction in the number of employees at Viktor Lenac, or by comparing the salary paid to the number of hours paid, it follows that the net salary per hour paid was 7.2% higher in 2025 compared to the previous year. The average net salary paid at Viktor Lenac in 2025 was EUR 1,718, which is 18% above the average in the Republic of Croatia (EUR 1,449). The total cost of salaries and non-taxable payments paid by the Group in 2025 was EUR 13.5 million or nearly 900 thousand euros more than in the previous year.

Of the total available working hours, effective work hours accounted for 77% of the 2025 standard working hours, whereas vacation and public holiday hours accounted for 13.4% of the regular hours. Sick leave hours totaled 7.3% of the regular hours, 4.1% of which were sick leave paid for by the Croatian Health Insurance Fund, mostly due to several cases of long-term sick leave and maternity and parental leave. Overtime hours, in relation to the regular number of hours, were 6.7%, which is a decrease of 0.6% compared to the previous year.

### Risks associated with employees

Choosing the optimal number and structure of own employees means balancing between the needs of an often oscillating activity and the need to reduce fixed labour costs, which tend to increase at low labour utilization rate in business functions. The risk of further migration of highly qualified workers and specialists to competitive foreign countries can negatively affect the work quality, so the major approach to reducing this risk and mitigating negative consequences of the outflow of qualified staff will certainly include further increase in wages and other material and non-material benefits, taking care to prevent cost overrun.

The integration of foreign workers, who previously had no experience in ship repair activities, certainly leads to a decrease in the efficiency of the overall production work and thus affects the risk of excessive costs, which cannot always be fully incorporated into the price of services to clients. However, this is largely a global problem that affects not only Viktor Lenac, but also its surroundings.

## FINANCIAL PERFORMANCE

000 EUR

	Parent company			Group			Influence of subsidiary's result on the Group's 2025 result
	2024	2025	2025/24	2024	2025	2025/24	
Sales revenue	67.376	94.591	140,4%	68.264	95.060	139,3%	0,5%
Revenues received from investment with own funds	16.880	3.343	19,8%	16.880	3.343	19,8%	0,0%
Other operating revenues	4.590	1.482	32,3%	4.585	1.455	31,7%	1,9%
<b>Total operating revenue</b>	<b>88.846</b>	<b>99.416</b>	<b>111,9%</b>	<b>89.729</b>	<b>99.858</b>	<b>111,3%</b>	<b>0,4%</b>
Financial income	600	91	15,2%	601	94	15,6%	3,2%
<b>Total revenue</b>	<b>89.446</b>	<b>99.507</b>	<b>111,2%</b>	<b>90.330</b>	<b>99.952</b>	<b>110,7%</b>	<b>0,4%</b>
Material cost	63.814	73.505	115,2%	62.354	71.048	113,9%	3,5%
Salaries	9.668	9.761	101,0%	11.468	12.362	107,8%	21,0%
Depreciation	6.779	7.973	117,6%	6.800	8.011	117,8%	0,5%
Other expenses	2.534	2.491	98,3%	3.041	2.953	97,1%	15,6%
<b>Total operating expense</b>	<b>82.795</b>	<b>93.730</b>	<b>113,2%</b>	<b>83.663</b>	<b>94.374</b>	<b>112,8%</b>	<b>0,7%</b>
Financial expense	25	1.082	4328%	27	1.085	4018%	0,3%
<b>Total expense</b>	<b>82.820</b>	<b>94.812</b>	<b>114,5%</b>	<b>83.690</b>	<b>95.459</b>	<b>114,1%</b>	<b>0,7%</b>
<b>Profit before tax</b>	<b>6.626</b>	<b>4.695</b>	<b>70,9%</b>	<b>6.640</b>	<b>4.493</b>	<b>67,7%</b>	<b>4,5%</b>
Profit tax	1.211	874	72,2%	1.213	874	72,1%	0,0%
<b>Net result</b>	<b>5.415</b>	<b>3.821</b>	<b>70,6%</b>	<b>5.427</b>	<b>3.619</b>	<b>66,7%</b>	<b>5,6%</b>

A comparative presentation of the revenues and expenses generated by the Group, or Parent company, indicates that the influence of the only subsidiary VL Steel d.o.o. on the results of the Group is without material significance, considering that subsidiary's revenues and expenses, except for costs related to workers, have an impact on the Group's result of less than 5%. This indicates that the subsidiary provides its services in the market through the Parent company, and the labour-related costs, have a slightly bigger impact, considering that the employees of the subsidiary make up almost a quarter of the total employees of the Group.

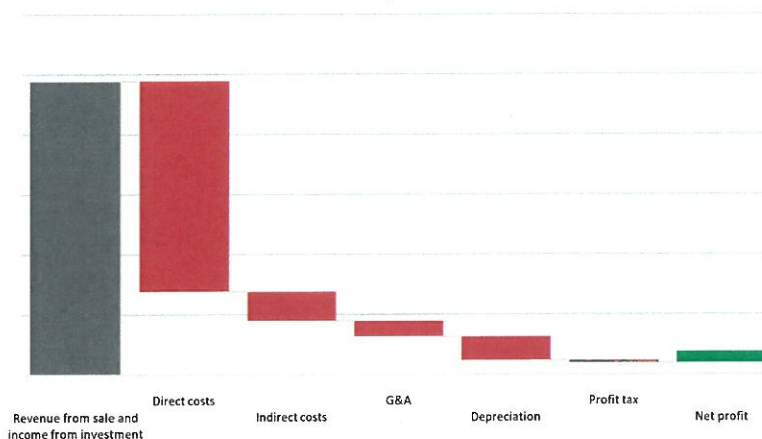
Total revenue generated by the Parent Company in 2025 amounted to EUR 99.5 million, whereas consolidated revenue was EUR 450,000 higher. Compared to 2024, revenues are higher by 11%, but their structure shows a 40% increase in sales revenues compared to last year, whereas income from investments in own property have significantly decreased. The growth in sales revenue is the result of the structure of projects in the core business, due to the increase in activities on the installation of specialized equipment and services, procured mainly on foreign markets.

The growth of sales revenue influenced the growth of material costs, especially those related to third-party works involving specialized service providers. On the other hand, the decline in activities on renewal of own equipment, which was more extensive during 2024 and 2023 (referring to Dock 11), also affected the decline in material costs and specialized services, which were largely carried out outside the Shipyard, so a total of only 15% growth in material costs was recorded.

The largest part of the material costs, which include the subcontractor services, is directly related to the revenues, and only a smaller part refers to the production overhead costs and G&A, so as a rule, these costs record dynamics like the dynamics of business revenue. Salary costs are mostly related to the number of own employees, whereas other costs and expenses have a more or less fixed character.

Of the total material cost, salary cost and other costs, 82% related to direct production costs, and only about 18% represented relatively fixed indirect costs and general and administrative costs.

### Revenue and expense trend 2025



Normally, the share of G&A and indirect costs is higher, but due to their relatively fixed character, and the high share of specialized services and external costs, resulting from the project structure, general and administrative costs fell below one fifth of monetary expenditures.

000 EUR

	Parent company			Group			Influence of subsidiary's result on the Group's 2025 result
	2024	2025	2025/24	2024	2025	2025/24	
Fixed assets	47.231	43.613	92,3%	47.296	43.728	92,5%	0,3%
Short-term assets	30.472	39.401	129,3%	30.973	39.407	127,2%	0,0%
Long-term assets	2.397	2.293	95,7%	2.411	2.327	96,5%	1,5%
Short-term liabilities	20.012	21.601	107,9%	20.421	21.748	106,5%	0,7%
Equity and reserves	55.294	59.120	106,9%	55.437	59.060	106,5%	0,1%
<b>Total asset/resource</b>	<b>77.703</b>	<b>83.014</b>	<b>106,8%</b>	<b>78.269</b>	<b>83.135</b>	<b>106,2%</b>	<b>0,1%</b>

The calculated depreciation is 18% higher than in 2024, as a result of activated earlier investments in Dock 11.

The Company's assets as at the end of 2025 amounted to about 83 million euros. The influence of the subsidiary on the Group's financial position is not material.

Compared to the previous year, the fixed asset value decreased, which is the result of depreciation, higher taking into account new investments, and the most significant correction of value through depreciation refers to floating docks, especially Dock 11. Current assets increased, mostly in the part of receivables from customers and closely related calculated uninvoiced income. Increase was also recorded in receivables for advances to suppliers, whereas inventory decreased. On the liability side, in addition to the increase in own sources by retaining profit in capital, deferred accruals were increased based on invoiced but deferred revenues for which the conditions for their recognition have not yet been met.

The net profit achieved by Viktor Lenac in 2025, increased by non-monetary depreciation expenses, preserved the working capital, but also secured its own sources of funds to continue investing in the renovation of Dock 11, although in a significantly reduced volume than in previous years.

At the end of 2025, total current assets were higher by almost 18 million euros compared to total short-term liabilities (including accruals that are closely related to ongoing projects). The ratio of equity and liabilities at the end of 2025 was similar to the previous year and amounted to 2.47, indicating satisfactory financial stability.



### Currency, interest rate and other financial risks

Viktor Lenac may be exposed to currency risk when part of its income is in USD currency, but due to the relatively quick turnover from contracting to realization and collection of such deals, this risk does not represent a greater material significance. However, in contrast to previous years, in 2025 Viktor Lenac recorded a larger amount of negative exchange rate differences as a result of the drop in the USD exchange rate against the domestic currency, precisely in the invoicing periods of projects that are realized in USD. However, some of these exchange rate differences have not yet been effective, so future exchange rate parities may lead to an overall mitigation of total or cumulative exchange rate differences.

Liquidity risk, cash flow risk are associated with default risk and market risk, or fluctuations in capacity utilization. Default risk is minimal due to the dispersion of business among many clients, and by reducing fixed costs, along with continuous monitoring of projected and actual cash flows, measures are taken in advance to minimize liquidity risk. For larger projects that can have a significant impact on outflows, especially in the preparatory phase of projects when there is no inflow from clients, Viktor Lenac reaches for project financing through short-term loans.

Viktor Lenac has no significant interest rate risks since it has neither significant interest-bearing assets nor significant liabilities. In the case of larger debts in the near future, with high interest rates, Viktor Lenac will try to contract mechanisms of protection against changes in interest rates.

## CORPORATE GOVERNANCE AND INVESTOR RELATIONS

In accordance with fundamental objectives of successful and growing business and growing of share value for the benefit of its shareholders, Viktor Lenac's Management Board and Supervisory Board have been applying the corporate governance principles to ensure protection of rights and equal treatment of shareholders, business transparency and responsibility toward all interested parties.

Since 2008, Viktor Lenac's shares have been included in quotation of public joint-stock companies on the Zagreb Stock Exchange and the Company has been applying the Corporate Governance Code made by the Croatian Agency for Supervision of Financial Services and Zagreb Stock Exchange. Viktor Lenac has been applying recommendations of the Code, by publishing all information which is in the interest of its shareholders and as stipulated by regulations.

### Trading on the Zagreb Stock Exchange in 2025

- 212 trading days
- Average trading price EUR 3.83 per share
- Closing price EUR 3.42 per share
- 751,674 shares traded in 2,218 transactions
- Total turnover of EUR 2, 875,940

### Market capitalization as at December 31, 2025

EUR 57.5 million

### VLEN-R-B included in indices:

#### CROBEX

CROBEXtr

CROBEXplus

CROBEXindustrija

### Ownership structure as at December 31, 2025

	Number of shares	Percentage of equity
INTERKAPITAL VRIJEDNOSNI PAPIRI D.O.O./ PALUMBO GROUP S.P.A.	13.781.460	81,97
BRODOGRADILIŠTE VIKTOR LENAC D.D.	825.187	4,91
JADROAGENT D.D.	324.766	1,93
OTHERS (shares of less than 0.5%)	1.881.834	11,19
<b>TOTAL</b>	<b>16.813.247</b>	<b>100,00</b>

The share capital of the Company amounts to EUR 22,315,014 and is divided in 16.813.247 registered ordinary shares in non-materialized form without nominal value.

The largest individual shareholder of Viktor Lenac is the Italian shipbuilding group Palumbo Group S.p.A. from Naples, which acquired majority of shares in the share capital of Viktor Lenac in 2018.

During 2025, the shareholder structure did not change significantly. There were as many as 1,026 small shareholders, with stakes of less than 0.5%, at the end of 2025.

All shares bear the designation VLEN-R-B and are listed in the regular market of the Zagreb Stock Exchange.

As at December 31, 2025, the Supervisory Board of the Company consisted of Antonio Palumbo, Antonietta Capodanno and Robert Rogić as Workers' representative. The position of President of the Supervisory Board is held by Antonio Palumbo.

The Supervisory Board meets regularly, at least once every three months, when they discuss the financial performance, the position that Viktor Lenac has in the market where it provides its services, business and development plans, key projects and other issues more important for the business and development of the Company. The members of the Supervisory Board, as well as the members of the Audit Committee, regularly personally supervise the management of the Company by the Management Board and senior management, business documentation and business management, and are informed in a timely manner about the course of business and important plans.

The two-member Management Board, which consisted of Sandra Uzelac and Luka Hrboka since the beginning of the year, was joined by Francesco Ciaramella on July 1, 2025, so that by the end of the year the Management Board operated as a three-member Board. The President of the Management Board, Sandra Uzelac, resigned in March 2026, after which Luka Hrboka was appointed as the President of the two-member Management Board.

Sandra Uzelac owns 1,038 shares of the Company, acquired in 2008. The members of the Supervisory Board, as well as the Members of the Management Board, have no ownership interest in the Company.

Members of the Supervisory Board are entitled to compensation for their work pursuant to a decision adopted by the General Assembly. Remuneration of members of the Management Board is approved by the Supervisory Board and regulated by employment contracts as concluded with each Management Board member.



## FOR INFORMATION

### Management Board

Luka Hrboka, President of the Management Board

Francesco Ciaramella, Member of the Management Board

### Top Management

Bojan Kavazović, Director of Marketing and Sales

Filip Gajski, Director of Technical and Production

Alen Karnjuš, Director of ICT, Management Systems and Corporate Security

### Executive Assistant to the Management Board

Karmen Vlastelica Nimčević

### Auditor

IRIS NOVA d.o.o. Rijeka

### Contact details

Brodogradilište Viktor Lenac d.d. Rijeka, Croatia

Headquartered at:

Martinšćica 8, Kostrena, 51000 Rijeka

Phone: +385 51 40 55 55

E-mail: [lenac@lenac.hr](mailto:lenac@lenac.hr)

URL: <http://www.lenac.hr>

Rijeka, April 2026

Pursuant to Article 272.p and with reference to Article 250.a of the Companies Act (Official Gazette No. 111/93, 34/99, 121/99, 52/00, 118/03, 107/07, 146/08, 137/09, 125/11, 152/11, 111/12, 68/13, 110/15, 40/19, 34/22, 114/22, 18/23, 130/23 and 136/24); Article 25 of the Accounting Act (Official Gazette No. 85/24, 145/24 and 151/2025), the Management Board of the Shipyard "Viktor Lenac" d.d. Rijeka, headquartered at Martinšćica 8, Kostrena, Croatia (hereinafter referred to as the 'Company'), on April 28, 2026, submits the

### Corporate Governance Compliance Report

1. Company's shares have been included in quotation of the Zagreb Stock Exchange since September 2008.
2. Since inclusion of its shares in quotation of the Zagreb Stock Exchange, the Company has been voluntarily applying the Corporate Governance Code drawn up by the Croatian Agency for Supervision of Financial Services and Zagreb Stock Exchange. The Code was adopted by a decision of the Croatian Agency for Supervision of Financial Services dated April 26, 2007, Class: 011-02/07-04/28, Reg. no.: 326-01-07-02 (Official Gazette No. 46/07, hereinafter referred to as 'Code'). The integral version of the Code is published on the Zagreb Exchange Stock's website.
3. Throughout 2025, the Company was applying recommendations of the Code, by publishing all information as stipulated by law, which is in the interest of its shareholders. The Company published all information as stipulated by law on the Company's website and on the Zagreb Stock Exchange's website and informed the users through the Croatian News Agency OTS service that the information has been made public.

The Company complies with the recommendations of the Code, except for those provisions whose application at a given time is not practical or envisaged given the applicable legal framework. The exceptions mentioned are:

- The Supervisory Board has not yet formally set a target percentage of female members of the Supervisory Board (Article 14 of the Code), however, all international and national standards on gender representation and equality are directly implemented. At the Group level, of the total number of employees, 7% are female. Of the three members of the Management Board, one woman serves on the Company's Management Board, as the President of the Management Board, while one woman currently serves on the Company's Supervisory Board. There is still no balanced representation of women and men on the Supervisory Board, mostly due to the nature of the work the Company does, but an attempt will be made to balance this in the coming period.
- Two members of the Audit Committee are also members of the Supervisory Board, while one member is not.
- In other committees, two members are also members of the Supervisory Board, while one member is not.
- Supervisory Board has not yet established a Reward Committee because there was no need for such type of Committee yet.
- The Company has not yet formally applied the means of modern communication technology for participation and voting at the General Assembly (Article 79 of the Code) because the existing method of participation and voting has been confirmed in practice as an optimal solution, largely due to more shareholders with fewer shares. The Company's Articles of Association prescribes a possibility of participating in the General Assembly remotely or voting in writing or by electronic communication when shareholders do not participate in the General Assembly, under the conditions prescribed by law.
- The Company has not yet established formal mechanisms that provide minority shareholders with the opportunity to ask questions directly to the President of the Management Board or the President of the Supervisory Board (Article 76 of the Code) because there is a possibility to ask questions directly to the Management Board and the Supervisory Board at the General Assembly, and the Company will further establish a mechanism for asking questions by shareholders via an email address for investors.

4. Supervision of the Management Board's activities in managing business of the Company has been executed by the Supervisory Board in accordance with the Companies Act. The role of the Supervisory Board is defined by the Company's Articles of Association. Members of the Supervisory Board are provided with detailed information on the Management's activities in managing business of the Company to be able to efficiently fulfil their supervisory role. Report submitted by the Supervisory Board makes an integral part of the Management Report, which is presented to the General Assembly.

5. Company is implementing rules of the accounting policy, aligned with International Financial Reporting Standards, which regulate application of methods and techniques in presenting assets, liabilities, capital, revenues, expenses, and financial results in financial statements. Annual audit of financial statements is performed by an independent auditor appointed by the General Assembly.

IRIS NOVA d.o.o. from Rijeka was approved appointed auditor of the Company for 2025 at the General Assembly held on 26 June 2025 as well as for 2026 at the extraordinary session of the General Assembly held on 30 September 2025.

Company applies rules and procedures for receiving, recording, approving and flow of financial and business-related documentation, ensuring multiple models of supervision and transparency in revenue and expense recognition. The Company has not yet established a corporate internal audit to perform the function of independent audit and control and to inform the Management Board through audit reports in the form of findings and proposals for improvement because it is judged that the current system works well. The Management Board directly supervises all revenue and expense recognition processes of the Company and participates in the preparation of quarterly, semi-annual, and annual financial statements of the Company.

Members of the governing bodies, employees and business partners are familiar with the Company's anti-corruption policy and procedures and respect the principles of the Code of Ethics in their operations and daily activities. Anti-corruption documents are published on the official website of the Company.

In the international market, the Company enjoys the reputation of a loyal and fair business partner and there are no recorded cases of corruption at the Group level. The Company has not made any financial or non-monetary contribution for political purposes, directly or indirectly, to the State or the beneficiary.

Company promotes and implements fair and transparent competition relations in all transactions, with all entities and in all places. The Group did not record any conduct contrary to the principle of freedom of competition and antitrust or monopolistic practices.

6. As at 31 December 2025, ten largest shareholders were the following ones:

	Shareholder	Number of Shares	Percentage of Equity
1	INTERKAPITAL VRIJEDNOSNI PAPIRI D.O.O./ PALUMBO GROUP S.P.A. (1/1)	13.781.460	81,97
2	BRODOGRADILIŠTE VIKTOR LENAC D.D. (1/1)	825.187	4,91
3	JADROAGENT D.D. (1/1)	324.766	1,93
4	RAIFFEISENBANK AUSTRIA D.D./ CUSTODIAL AGGREGATION	74.560	0,44
5	ERSTE & STEIERMARKISCHE BANK D.D./ CUSTODIAL AGGREGATION	50.000	0,30
6	GRUBIŠIĆ ANTE (1/1)	50.000	0,30
7	PEČAR IVAN (1/1)	47.662	0,28
8	LIST GMBH AUSTRIA (1/1)	45.992	0,27
9	KOTOLENKO JOSIP (1/1)	40.000	0,24
10	Others	1.573.620	9,36
	<b>Total</b>	<b>16.813.247</b>	<b>100</b>



The corporate governance structure of the Company is dualistic. It consists of the Management Board and the Supervisory Board, which together with the General Assembly make the three fundamental bodies of the Company.

General Assembly meets in regular sessions as stipulated by law and in accordance with the Company's Articles of Association. Shareholders may participate either personally or through a person granted by a power of attorney. Decisions of the General Assembly are made by a majority of the members present and voting, or by a two-thirds majority on statutory issues. The General Assembly is chaired by the President of the General Assembly, appointed by the Supervisory Board of the Company. The General Assembly has the authority to make decisions in accordance with the provisions of the Companies Act and the Company's Articles of Association.

The right of a shareholder to vote is not limited to a certain percentage or number of votes. The right to vote is recognized by number of shares registered on shareholder's account at the Central Depository & Clearing Company. Each ordinary share gives the right for one vote at the General Assembly. The Company is entitled to issue ordinary shares in accordance with law of the Republic of Croatia and Company's Articles of Association. Decision on issuing shares is made by the General Assembly in accordance with Article 172 of the Companies Act and Company's Articles of Association. The Company's rights and obligations originating from acquisition of own shares are realized in accordance with the provisions of the Companies Act, hence it follows that the Company can acquire own shares pursuant to General Assembly's powers for their acquisition.

A shareholder wishing to participate and exercise his or her rights at the General Assembly must register in writing (including by e-mail to [ured.uprave@lenac.hr](mailto:ured.uprave@lenac.hr)) six days before the day on which the General Assembly is held at the latest, whereby the day of receipt of the application shall not be included in the deadline and shall be entered in the Share Register of the Central Depository and Clearing Company concluding with the last day for application for participation.

Amendments to the Articles of Association are made in accordance with the Companies Act.

7. The Management Board of the Company as of December 31, 2025 consisted of the President of the Management Board Sandra Uzelac, Member of the Management Board Luka Hrboka and Member of the Management Board Francesco Ciaramella, who represent the Company independently and individually in accordance with the Company Articles of Association and the Rules of Procedure of the Management Board.

The Management Board has not yet conducted a self-assessment of its members. However, the members are operating in optimal numbers and possess the knowledge, skills and professional experience necessary to properly perform their duties. Each member makes an effective contribution, demonstrating commitment to their role and dedicating time to performing that duty.

The Management Board is authorized to undertake certain tasks specified in the Company's Articles of Association (acquisition, alienation or encumbrance of property, issuing, alienating and acquiring bonds, providing guarantees except for liabilities of a subsidiary, taking loans and loans outside the ordinary business of the Company, etc.), and in other cases as stipulated by law or in accordance with the Company's Articles of Association or a decision made by the Supervisory Board, only with the prior consent of the Supervisory Board. The members of the Management Board are appointed by the Supervisory Board for a term of up to five years.

The Supervisory Board of the Company during 2025 consisted of: Antonio Palumbo as President of the Supervisory Board, Francesco Ciaramella as Vice-President of the Supervisory Board (until June 26, 2025, when he ceases to be Vice-President of the Supervisory Board and becomes a member of the Management Board of the Company) and members Antonietta Capodanno (Vice-President of the Supervisory Board pursuant to the decision of June 26, 2025) and Robert Rogić as Workers' representative on the Supervisory Board (based on the decision of April 14, 2025, until then the Workers' representative on the Supervisory Board was Damir Amić).

Supervisory Board acts as a collegial body at meetings held at least once a quarter, at which it discusses and decides on all matters within its competence stipulated by the Companies Act and the Articles of Association.



Decisions of the Supervisory Board are made by a majority vote of the members present. In 2025, five Supervisory Board meetings were held.

Audit Committee is a body established in December 2014 with the aim of supporting the Management Board and the Supervisory Board in effective execution of corporate governance, financial reporting, and control of the Company's business. In 2025, the body held four sessions, at which it discussed the financial performance of the Company. The members of the Audit Committee are: Antonio Palumbo, Francesco Ciaramella (on September 30, 2025 replaced by Annachiara Palumbo) and Antonietta Capodanno.

Audit Committee analyses in detail the financial statements, provides support to the Company's accounting and establishes good and quality internal controls in the Company. It monitors the integrity of financial information, and in particular the correctness and consistency of accounting methods used by the Company and the Group to which it belongs, including criteria for consolidating the financial statements of companies belonging to the Group. The task of the Committee is also to monitor the internal risk control and management system.

Audit Committee is independent in its activities and most members are experts in accounting and auditing.

Company has established the Remuneration Committee and Nomination Committee to support Audit Committee in its activities. The Reward Committee has not yet been established because the Company does not yet have a need for it. The Committees propose the content of contracts with members of the Management Board and the structure of their remuneration, prepare and propose the Remuneration Policy of members of the Management Board and the Supervisory Board, discuss and propose to the Supervisory Board a decision on appointing and electing members of the Management Board. In 2025, the Remuneration Committee and Nominations Committee were composed of the following members: Antonio Palumbo, Francesco Ciaramella (on September 30, 2025 replaced by Annachiara Palumbo) and Antonietta Capodanno.

Report on remuneration of members of the Management Board and members of the Supervisory Board contains all data on the amount of compensation paid to members of the Management Board and the Supervisory Board and was prepared in accordance with Article 272 of the Companies Act, and the Remuneration Policy and Decision on Remuneration of the members of the Supervisory Board as adopted at the Extraordinary General Assembly on 22 December 2020 and it was extended for the next period 2025-2028 at the regular meeting of the General Assembly held on June 27, 2024.

Each member of the Supervisory Board is entitled to a fixed monthly remuneration. Remuneration of the members of the Supervisory Board does not depend on the business results of the Company and does not contain a variable part of the remuneration to maintain their independence and objectivity.

Supervisory Board has not yet conducted self-assessment of the profiles and competencies of the members of the Supervisory Board and its committees. However, members of the Supervisory Board and members of its committees operate in optimal numbers and have the knowledge, skills and professional experience necessary to properly perform their tasks. Each member of the Supervisory Board makes an effective contribution, showing commitment to his role and devoting time to performing that duty.

The Supervisory Board and the Management Board of the Company have not yet assessed the effectiveness of the cooperation between the Supervisory Board and the Management Board in the last twelve months, as well as the adequacy of the support and information received from the Management Board, mainly due to the changes in the members of the Supervisory Board, but also the members of the Management Board.

Evaluation of the cooperation between the Supervisory Board and the Management Board have not yet been included in the Management Report, mainly because the Supervisory Board did not give such an evaluation due to changes of its members, but it is noted that the cooperation between the two bodies has been very satisfactory.

Administrative support for the preparation of meetings is provided by the Management Office of the Company in an efficient and timely manner as the position of Company Secretary has not yet been established.



8. Company promotes diversity and inclusion of members of different age, gender, education and profession in its executive, management, and supervisory bodies.

9. Pursuant Article 250.a (4) and Article 272.p (1) of the Companies Act, this Report represents a separate section and makes an integral part of the Company's Management Report 2025.

---

Luka Hrboka

President of the Management Board

---

Francesco Ciaramella

Member of the Management Board

